

BAJAJ
pulsar-DTS-i
150 Twin Disc ABS



THE WORLD'S
FAVOURITE
INDIAN

BAJAJ
pulsar-DTS-i
150 Twin Disc ABS

Bajaj Auto Limited

Akurdi, Pune - 411 035, India.

Tel : +91 20 27472851

Fax : +91 20 27407385

Toll Free : 1800 233 2453

Website : www.bajajauto.com

CIN L65993PN2007PLC130076

Spare Parts Catalogue



Notice

All information contained in this manual is based on the latest product information at the time of publication. Bajaj Auto Limited accepts no liability for any inaccuracies or omissions in this publication, although every possible care has been taken to make it as complete and accurate as possible. All procedures and specifications subject to change without prior notice. The right is reserved to make such changes at any time without prior notice and without incurring an obligation to make such changes to product manufactured previously. Contact your authorized Bajaj Dealer for the latest information on product improvements incorporated after this manual was issued.

DOC. NO. : 71120101

REV. 09 MAY. 19

Copy rights : All rights reserved. No part of this publicatin may be reproduced, stored in a retrival system, Or transmitted in any form or by any means, electronic mechanical photocopying, recording or otherwise, without the prior written permission of Bajaj Auto LTD.

We have pleasure in presenting the Spare Parts Catalogue for 'Pulsar 150 Twin Disc + ABS' Motorcycle. This catalogue has been specially designed to assist you in selecting the correct parts for procurement to maintain 100% availability.

The Bajaj spares are subjected to the stringent quality control standards to ensure longer life of the vehicle. It is therefore necessary that only the Genuine Bajaj Spares are used.

In a continual effort to improve Performance and Efficiency of the vehicles, Specifications, Diagrams, Illustrations and Part Numbers can change without notice. Consequently, the description in this Spare Parts Catalogue cannot therefore be final and binding on us.

The modifications / alterations which are carried out after the issue of this catalogue, will be conveyed to you through our Service Circulars. You are requested to make necessary corrections in the Parts Catalogue as per the circulars so as to keep your catalogue up-to-date. This will ensure the appropriate and speedy delivery of the Spare Parts as the order placed will bear the latest part numbers.

In case, if you need any technical assistance contact the concerned Regional Office or write to us on the following address :

Bajaj Auto Limited
Service Department
Akurdi, Pune 411 035 India

1. How to Read the Catalogue : Open the catalogue and from the pictorial index locate the group in which the part you want to find is present. Turn over to the concerned page number (as given by pictorial index). Now find out the figure of the part you wish to order. Write down the part number against that particular figure number from the text.

In case, if you have the part number and you need the other details, the part index can be used. The part index (at the end of the catalogue) will give you the figure and page number of the part you wish to order.

2. How to Order Spare Parts : The part number and the description of the part required should be invariably mentioned in the order as per the catalogue text.

The latest part number as conveyed through our service circulars should only appear on the order. In case of ordering painted components, colour shade of the components should be mentioned.

The quantity shown against the part number is the quantity per vehicle for that group so that particular quantity should be multiplied by the number of sets required.

3. Part Number System : We have used 8 digit system for part numbers. The model or hardware item is indicated by first two digits or alphanumeric, the next two or four digits indicate main group and the last four or two digits indicate serial number in main group or serial number or subgroup of fastener respectively. Thus the part numbers will be indicated by 2-2-4 or 2-4-2 digit system. Understanding this system will enable you to identify the spare parts easily.

4. Abbreviations : The following abbreviations are used in this catalogue.

Assly	Assembly	V	Volts
N.I.	Not illustrated	W	Watts
C'case	Crankcase	Accl.	Accelerator
Cyl	Cylinder	Comp.	Complete
O/s	Over size	Fr.	Front
Rr.	Rear	Std.	Standard
L	Length	A/t.	Alternate
R.H.	Right hand	L.H.	Left hand
Hex.	Hexagonal	AR	As required

Plate No.	Description	Page No.
1	Cover Cylinder Head	2
2	SAI System	4
3	Cylinder Head	6
4	Valve	8
5	Camshaft & Tensioner	10
6	Cylinder & Piston	12
7	Crankshaft	14
8	Transmission	16
9	Balancer & Balancer Idler Gear	18
10	Change Drum & Shaft Fork	20
11	Gear Change Mechanism	22
12	Engine Assembly & Crankcase RH	24
13	Crankcase LH	26
14	Cover Clutch	28
15	Cover Magneto	30
16	Clutch Assembly	32
17	Oil Pump Assembly	34
18	Carburettor Assembly	36
19	Silencer Assembly & Belly Pan	38
20	Air Cleaner Assembly	40
21	EVAP Mechanism	42
22	Magneto, CDI & H.T. Coil	44
23	Starter Assembly	46
24	Frame and Frame Fittings	48
25	Engine Mountings	50
26	Swing Arm & Rear Shock Absorber	52
27	Rider, Pillion Foot Rest & Step Holder	54
28	Mudguard - Front & Rear	56
29	Center & Side Stand Assembly	58
30	Tube / Tyre / Rim	60

Plate No.	Description	Page No.
31	Front Wheel Assembly	62
32	Front Master Cylinder Assembly	64
33	Front Brake - Caliper & Disc	66
34	Rear Wheel Assembly	68
35	Rear Disc Brake System	70
36	Rear Dist Brake - Master Cylinder & Caliper	72
37	Rear Brake Pedal	74
38	Anti Lock Braking System (ABS)	76
39	Handle Bar	78 - 80
40	Front Fork	82
41	Fuel Tank, Fuel Cock, Cap Tank & Fuel Gauge	84
42	Fittings Petrol Tank Spoiler, Side Cover & Cover Seat	86
43	Seat Assembly & Seat Lock	88
44	Speedometer Assembly	90
45	Cables	92
46	Leg Guards, Saree Guard & Grab Handle	94
47	Chain Case	96
48	Head Lamp & Fairing	98
49	Indicator Light Assembly	100
50	Tail Lamp Assembly & Front / Rear Number Plate	102
51	Electrical Equipments	104
52	Tool Kit	106
53	Painted Parts & Decals	108 - 110
54	Painted Parts & Decals (Nov. - 2018)	112 - 114
55	Consumable Parts	116 - 118
	Kit List	119 - 124
	Amended Sheet (Part Added)	125
	Amended Sheet (Part Deleted)	126
	Part Index	127 - 144

Pictorial Index

PLATE NO. : 1
COVER CYLINDER HEAD

PAGE NO.
1

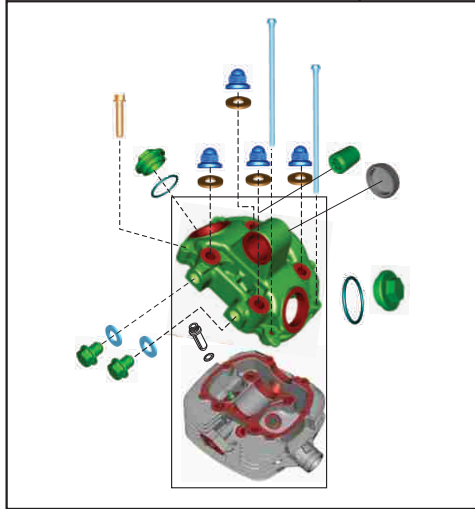


PLATE NO. : 2
SAI SYSTEM

PAGE NO.
3

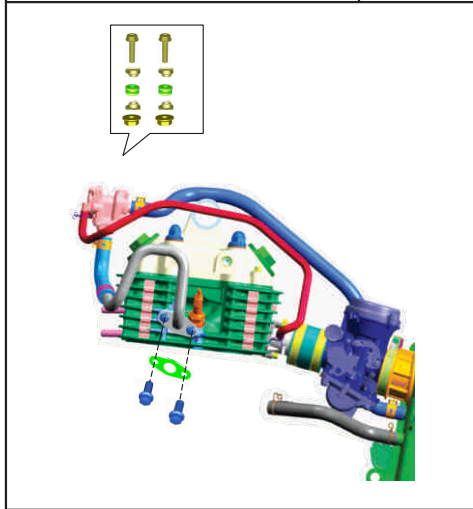


PLATE NO. : 3
CYLINDER HEAD

PAGE NO.
5

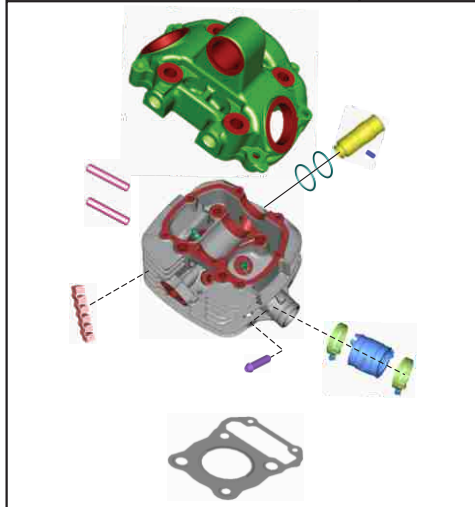
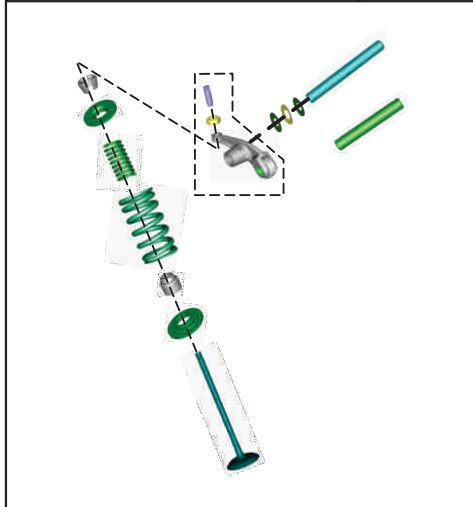


PLATE NO. : 4
VALVE

PAGE NO.
7



Pictorial Index

PLATE NO. : 5
CAMSHAFT TENSIONER

PAGE NO.
9

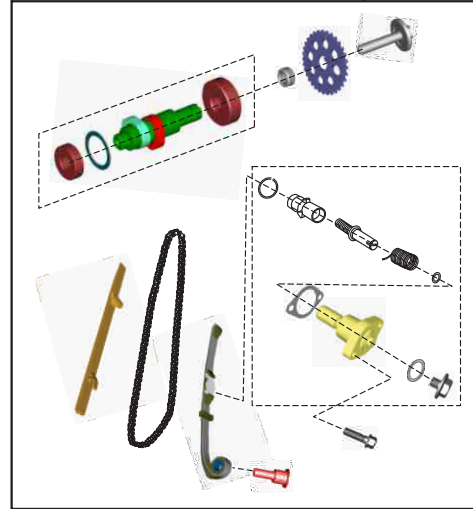


PLATE NO. : 6
CYLINDER & PISTON

PAGE NO.
11

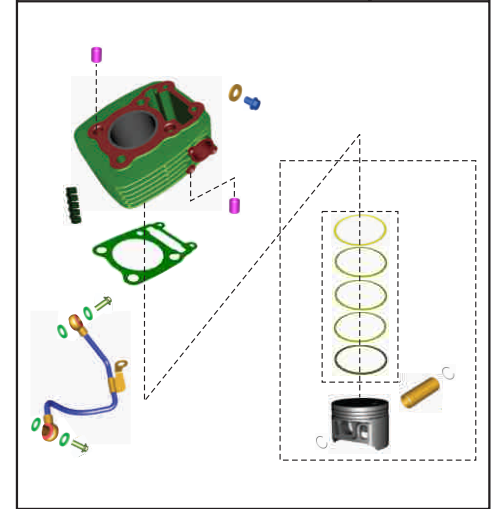


PLATE NO. : 7
CRANKSHAFT

PAGE NO.
13

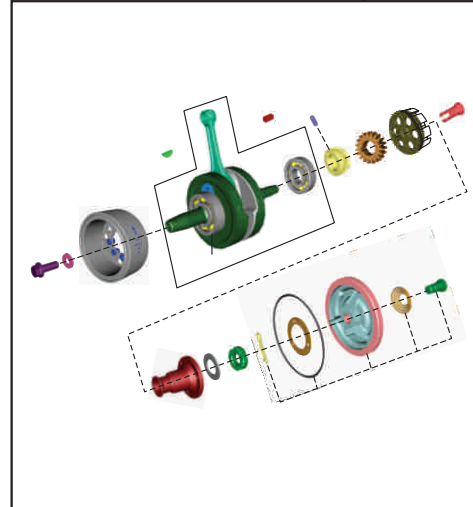
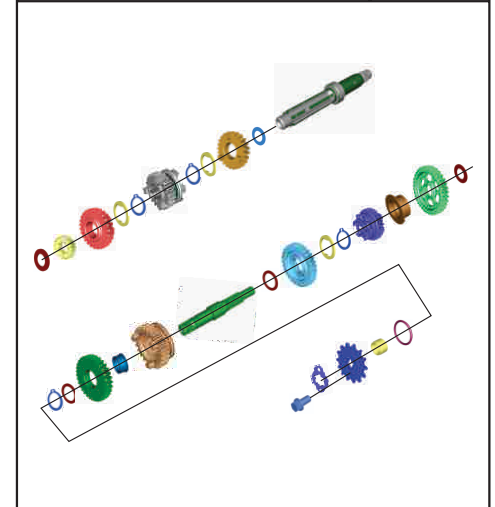


PLATE NO. : 8
TRANSMISSION

PAGE NO.
15



Pictorial Index

PLATE NO. : 9
BALANCER & BALANCER IDLER GEAR

PAGE NO.
17

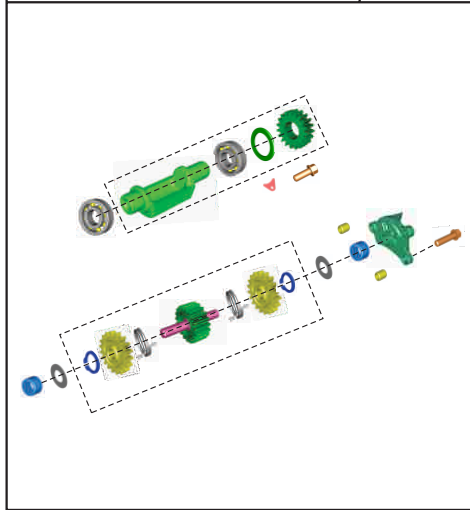


PLATE NO. : 10
CHANGE DRUM & SHAFT FORK

PAGE NO.
19




PLATE NO. : 11
GEAR CHANGE MECANISM

PAGE NO.
21

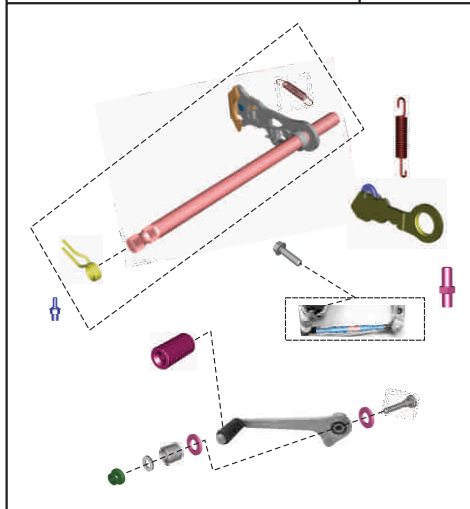
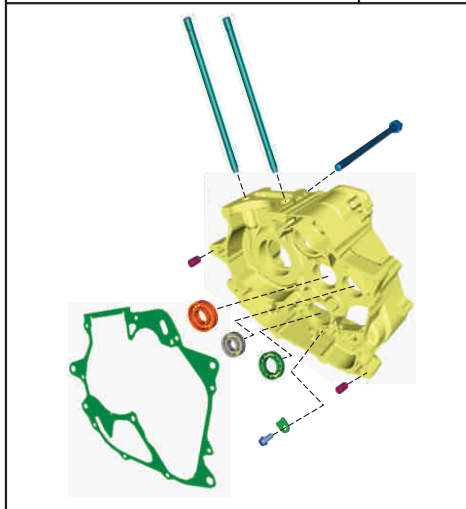


PLATE NO. : 12
ENGINE ASSEMBLY & CRANKCASE RH

PAGE NO.
23



Pictorial Index

PLATE NO. : 13
CRANKCASE LH

PAGE NO.
25

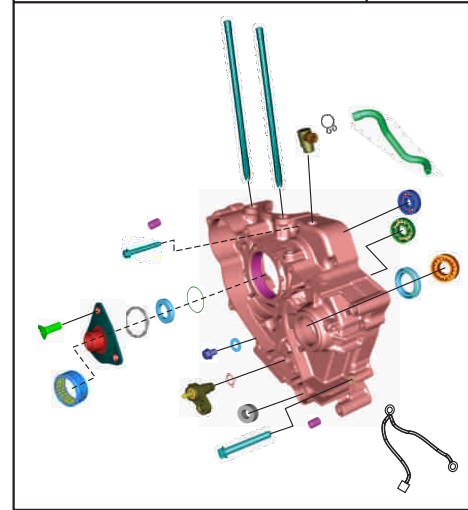


PLATE NO. : 14
COVER CLUTCH

PAGE NO.
27




PLATE NO. : 15
COVER MAGNETO

PAGE NO.
29

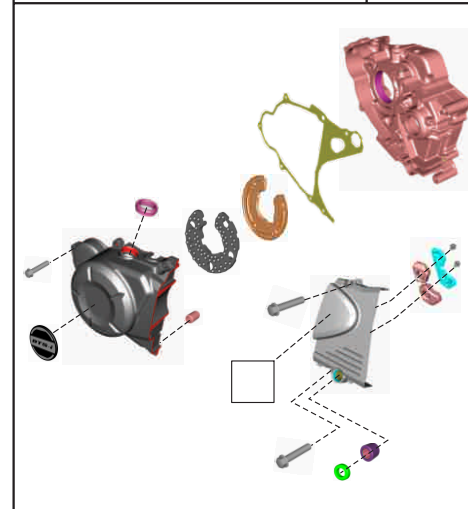
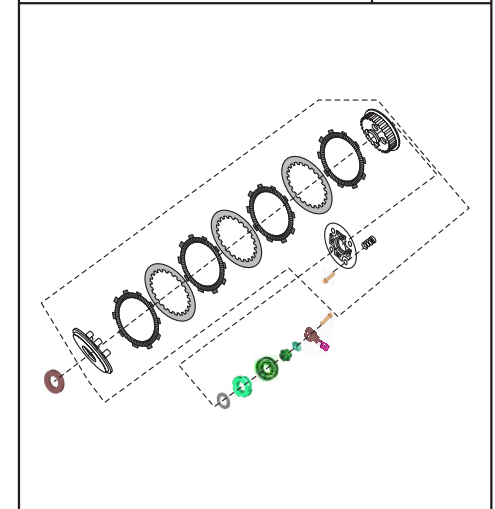


PLATE NO. : 16
CLUTCH ASSEMBLY

PAGE NO.
31



Pictorial Index

PLATE NO. : 17
OIL PUMP ASSEMBLY

PAGE NO.
33

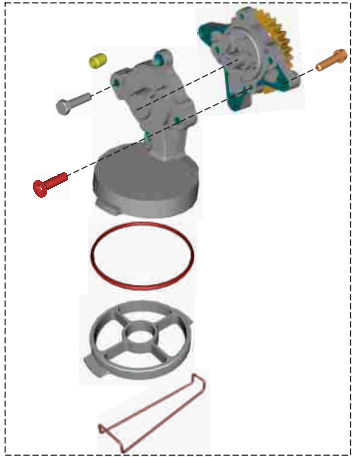


PLATE NO. : 18
CARBURETTOR ASSEMBLY

PAGE NO.
35

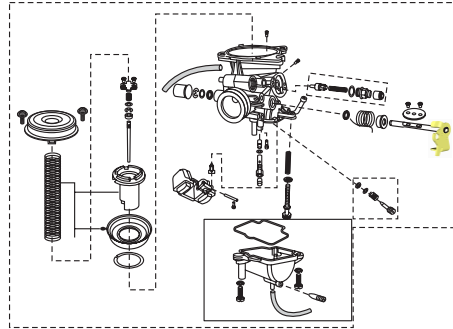


PLATE NO. : 19
SILENCER ASSEMBLY & BELLY PAN

PAGE NO.
37

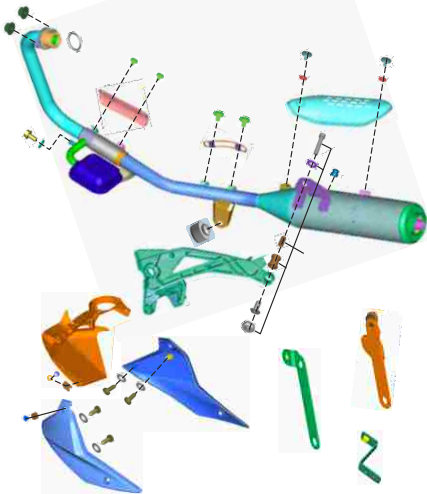
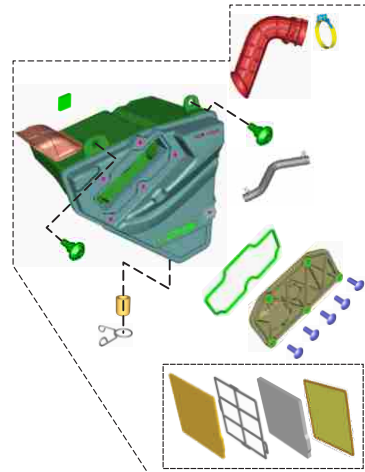


PLATE NO. : 20
AIR CLEANER COMPLETE

PAGE NO.
39



Pictorial Index

PLATE NO. : 21
EVAP MECHANISM

PAGE NO.
41

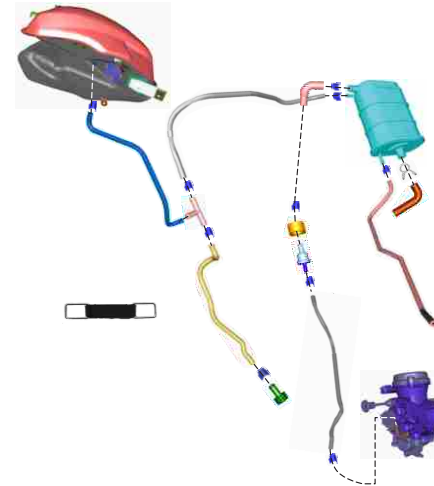


PLATE NO. : 22
MAGNETO, CDI & H.T. COIL

PAGE NO.
43



PLATE NO. : 23
STARTER ASSEMBLY

PAGE NO.
45

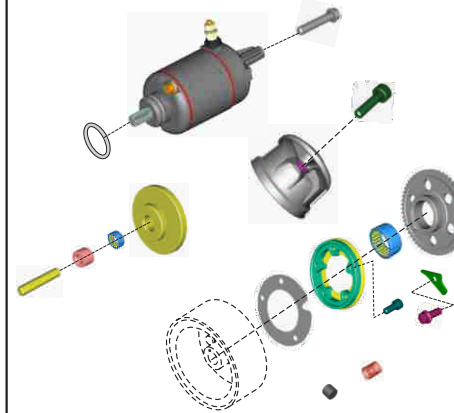
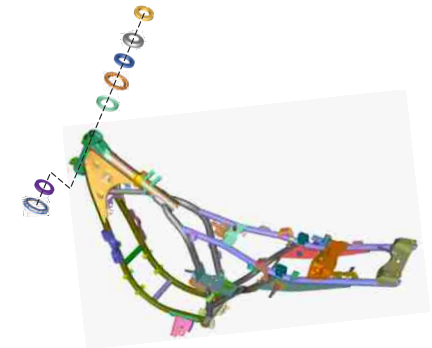


PLATE NO. : 24
FRAME AND FRAME FITTINGS

PAGE NO.
47



Pictorial Index

PLATE NO. : 25
ENGINE MOUNTINGS

PAGE NO.
49

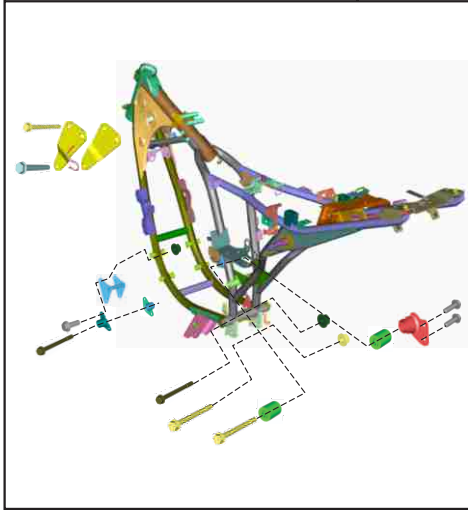


PLATE NO. : 26
SWING ARM &
REAR SHOCK ABSORBER

PAGE NO.
51

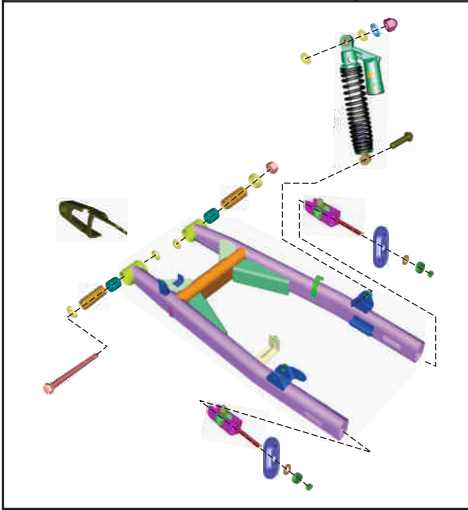


PLATE NO. : 27
RIDER, PILLION FOOT REST &
STEP HOLDER

PAGE NO.
53

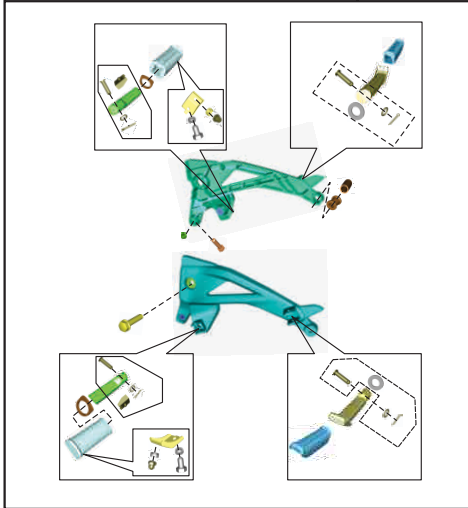
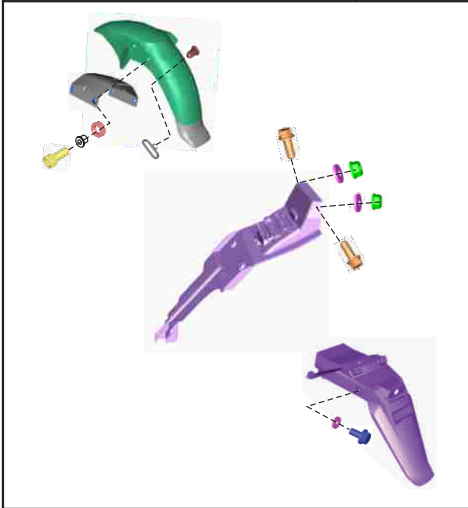


PLATE NO. : 28
MUDGUARD - FRONT & REAR

PAGE NO.
55



Pictorial Index

PLATE NO. : 29
CENTER & SIDE STAND ASSEMBLY

PAGE NO.
57



PLATE NO. : 30
TUBE / TYRE / RIM

PAGE NO.
59



PLATE NO. : 31
FRONT WHEEL ASSEMBLY

PAGE NO.
61

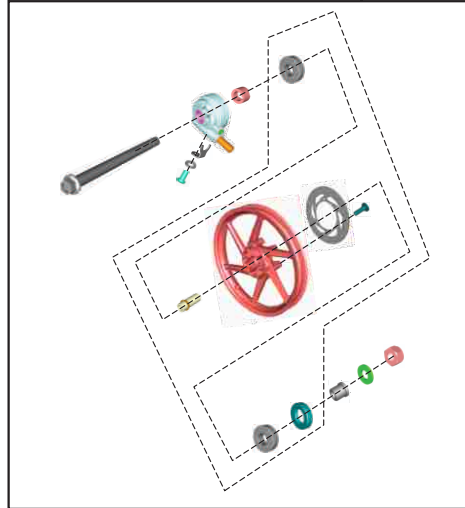
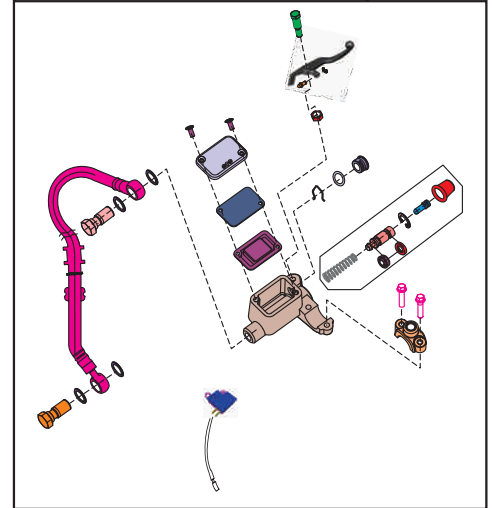


PLATE NO. : 32
FRONT MASTER CYLINDER ASSEMBLY

PAGE NO.
63



Pictorial Index

PLATE NO. : 33
FRONT BRAKE - CALIPER & DISC

PAGE NO.
65

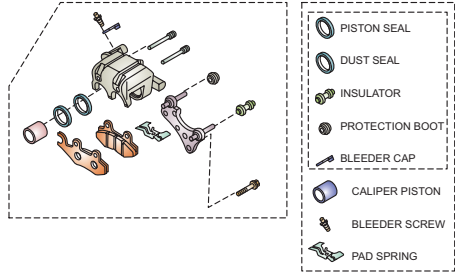


PLATE NO. : 34
REAR WHEEL ASSEMBLY

PAGE NO.
67

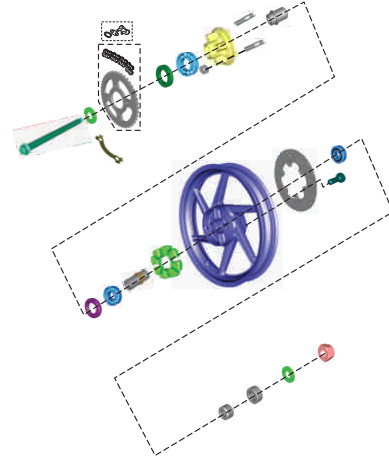


PLATE NO. : 35
REAR DISC BRAKE SYSTEM

PAGE NO.
69

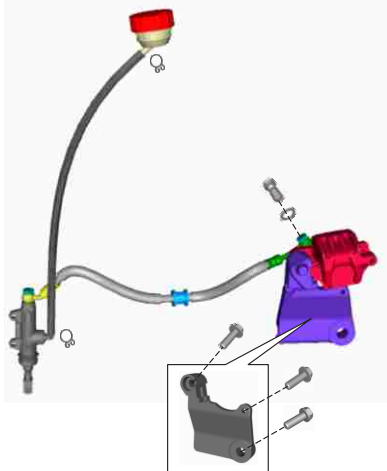
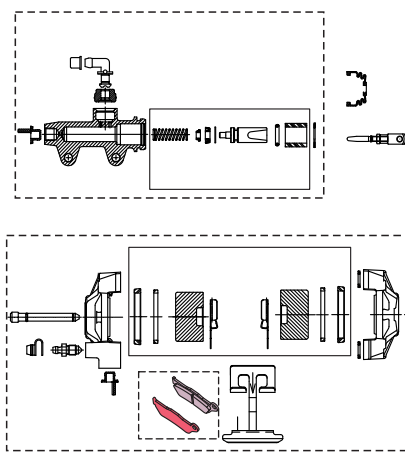


PLATE NO. : 36
REAR DIST BRAKE -
MASTER CYLINDER & CALIPER

PAGE NO.
71



Pictorial Index

PLATE NO. : 37
REAR BRAKE PEDAL

PAGE NO.
73

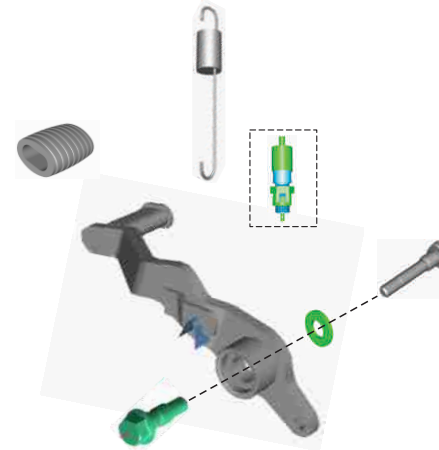


PLATE NO. : 38
REAR BRAKE PEDAL

PAGE NO.
75

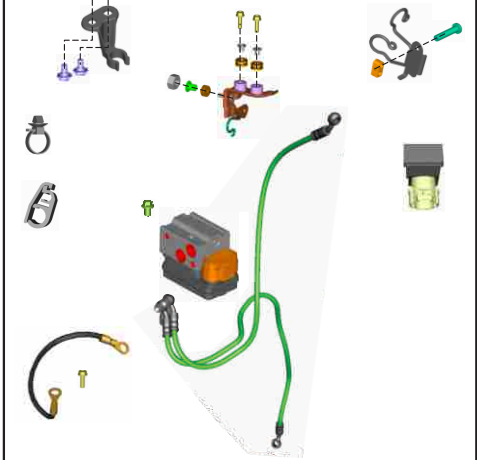


PLATE NO. : 39
HANDLE BAR

PAGE NO.
77 - 79

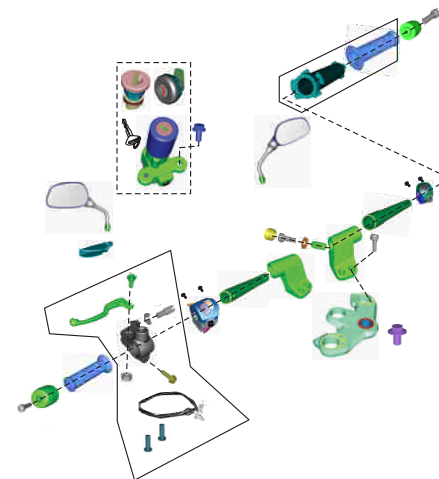
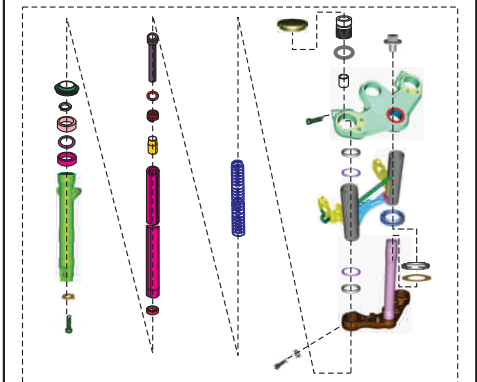


PLATE NO. : 40
FRONT FORK

PAGE NO.
81



Pictorial Index

PLATE NO. : 41 FUEL TANK, FUEL COCK, CAP TANK & FUEL GAUGE	PAGE NO. 83

PLATE NO. : 42 FITTINGS PETROL TANK SPOILER, SIDE COVER & COVER SEAT	PAGE NO. 85

PLATE NO. : 43 SEAT ASSEMBLY & SEAT LOCK	PAGE NO. 87

PLATE NO. : 44 SPEEDOMETER ASSEMBLY	PAGE NO. 89

Pictorial Index

PLATE NO. : 45 CABLES	PAGE NO. 91

PLATE NO. : 46 LEG GUARDS, SAREE GUARD & GRAB HANDLE	PAGE NO. 93

PLATE NO. : 47 CHAIN CASE	PAGE NO. 95

PLATE NO. : 48 HEAD LAMP & FAIRING	PAGE NO. 97

Pictorial Index

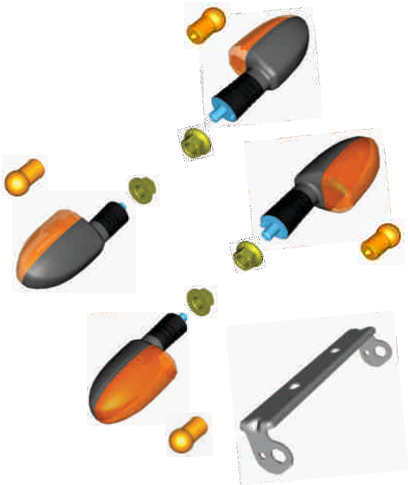
PLATE NO. : 49 INDICATOR LIGHT ASSEMBLY	PAGE NO. 99
	

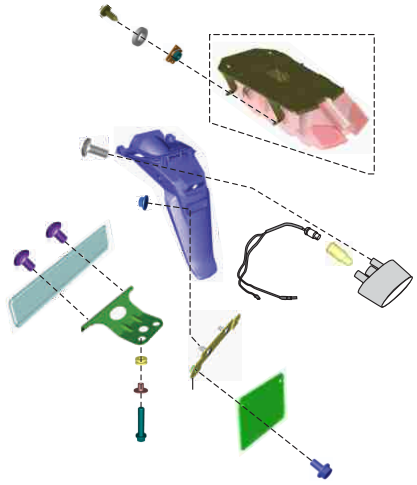
PLATE NO. : 50 TAIL LAMP ASSEMBLY & FRONT / REAR NUMBER PLATE	PAGE NO. 101
	

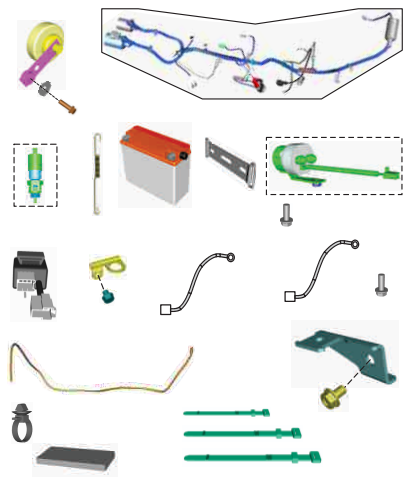

PLATE NO. : 51 ELECTRICAL EQUIPMENTS	PAGE NO. 103
	

PLATE NO. : 52 TOOL KIT	PAGE NO. 105
	

Pictorial Index


PLATE NO. : 53 PAINTED PARTS & DECALS	PAGE NO. 107 - 109
	


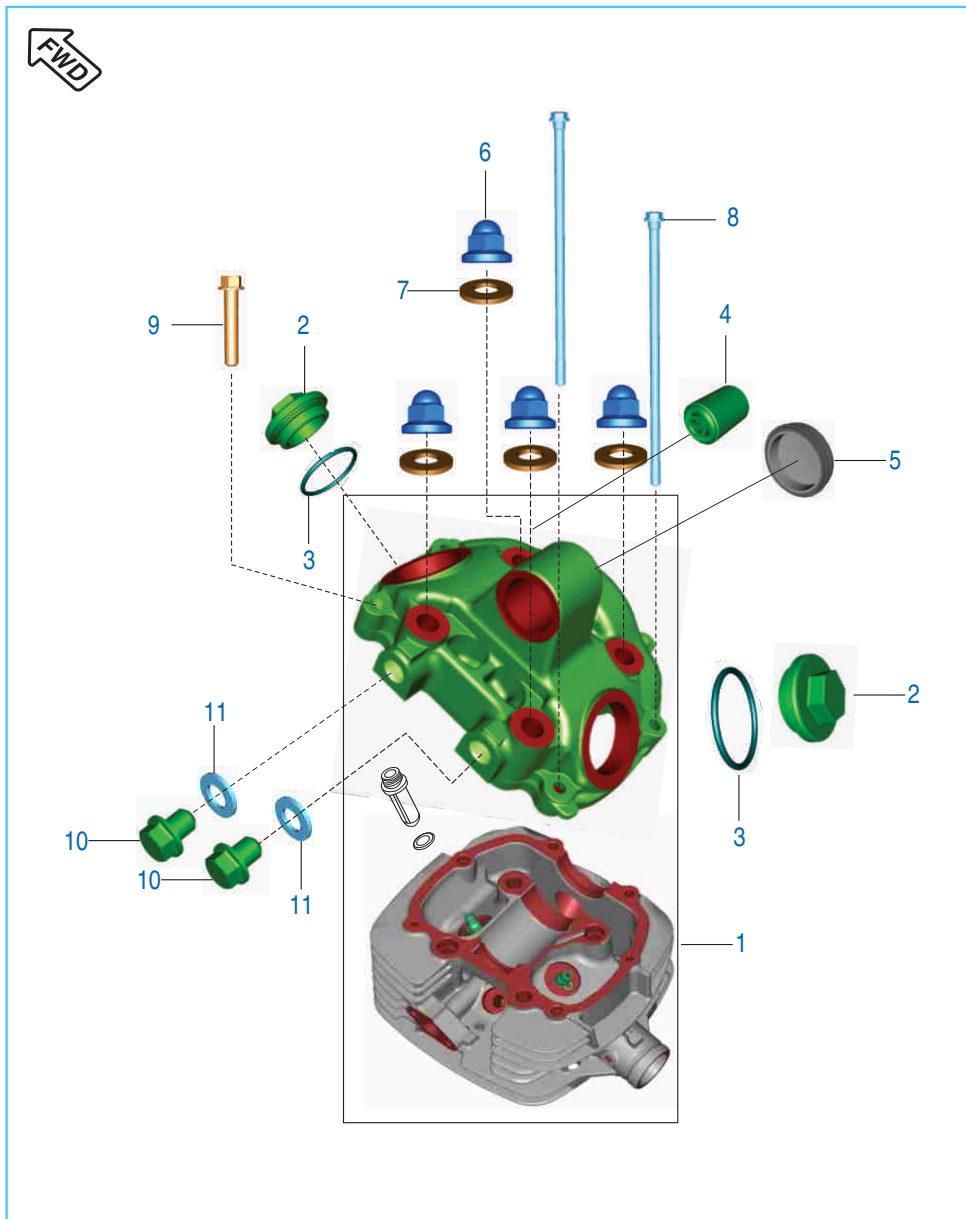
PLATE NO. : 54 CONSUMABLE PARTS	PAGE NO. 111 - 113
	

PLATE NO. : 55 CONSUMABLE PARTS	PAGE NO. 115
	

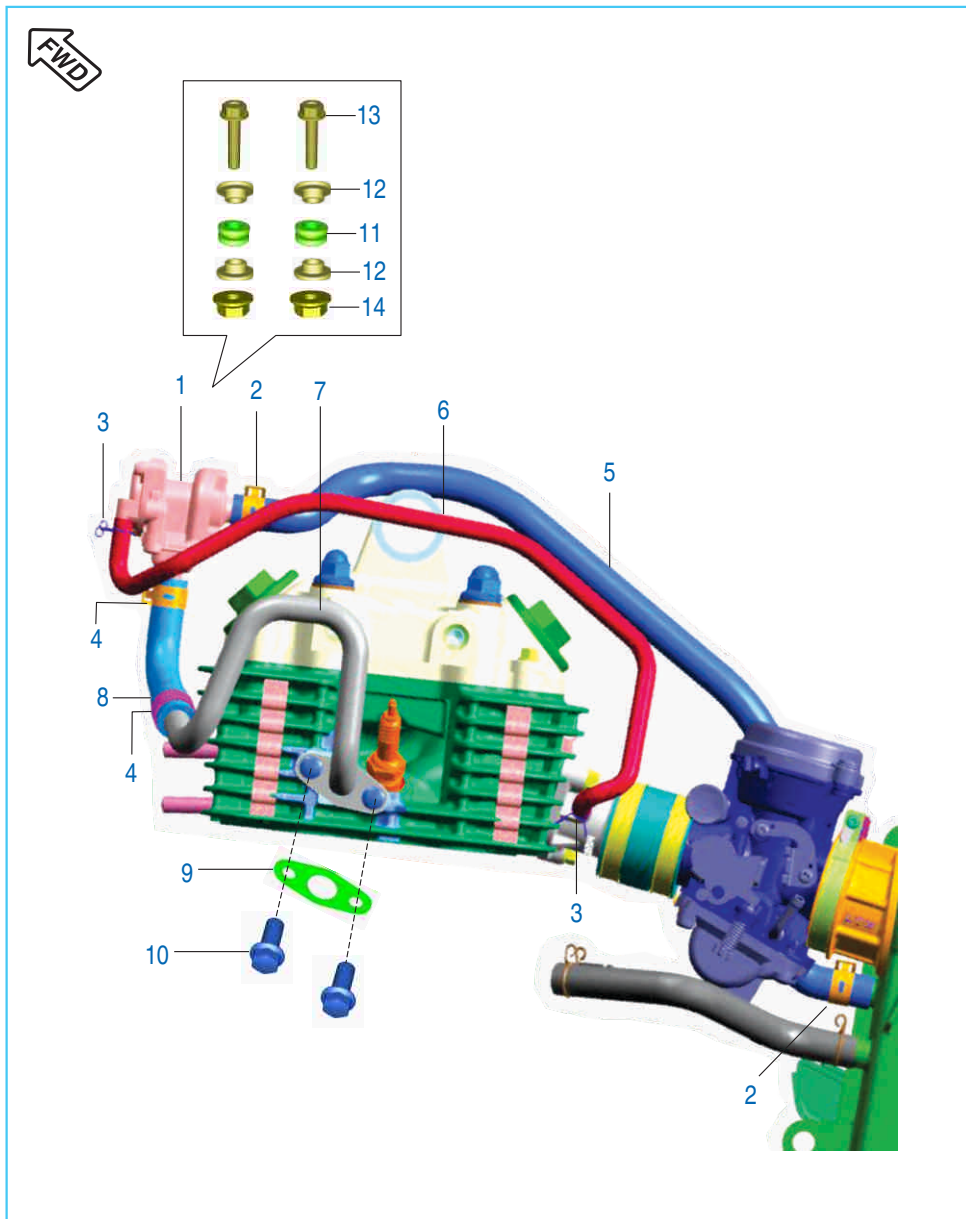
PLATE NO. : 55 CONSUMABLE PARTS	PAGE NO. 117
	

Cover Cylinder Head

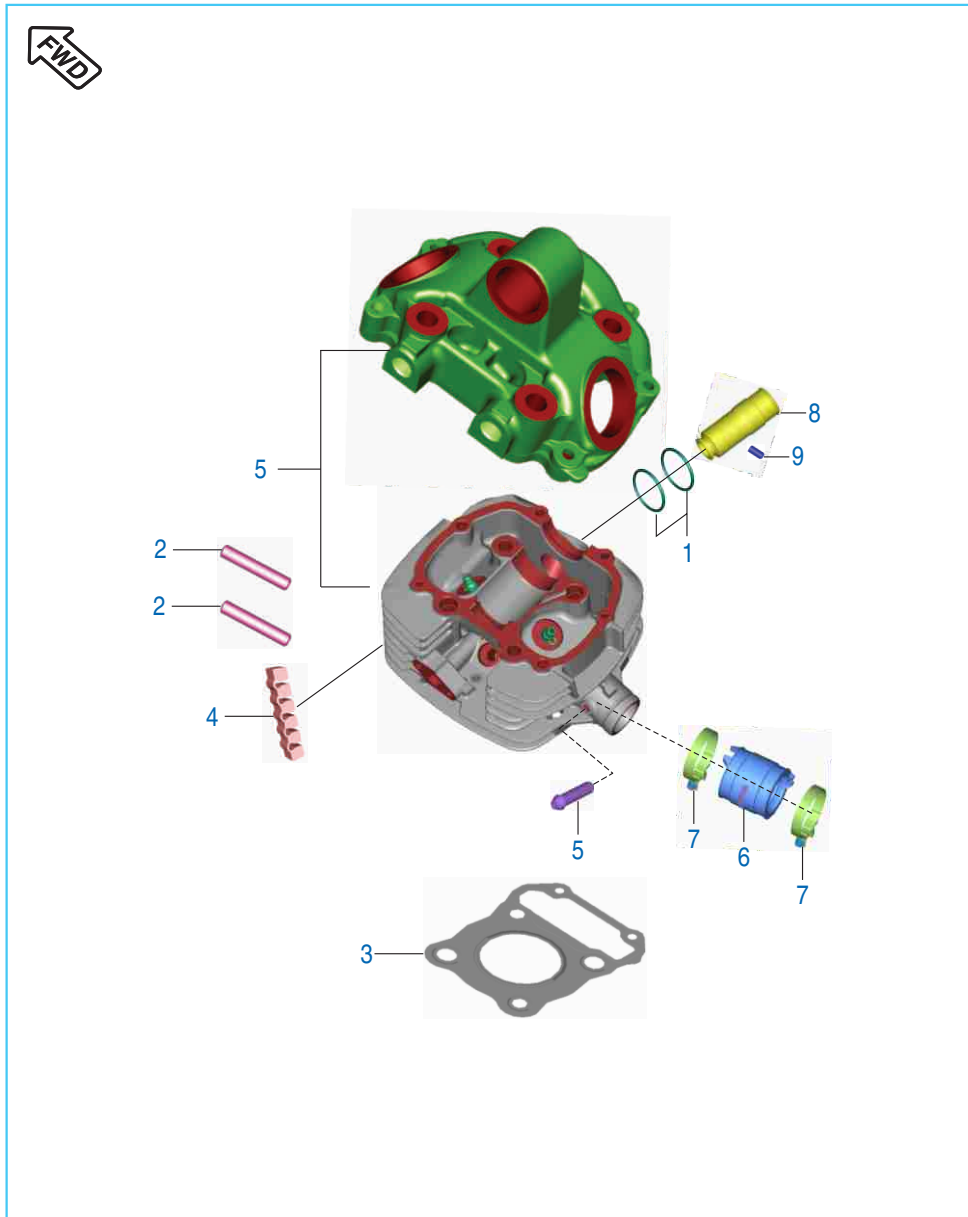


No.	Part No.	Description	Qty.	Remarks
1	DH 1021 03	Head cylinder - cover assembly	1	Refer Kit List
2	52 JN01 36	Cover Tappet	2	
3	39 2391 21	'O' Ring	2	
4	DS 1011 66	Silent Bush	1	
5	DH 1022 01	Camshaft Cap	1	
6	39 2647 15	Domed Cap Nut	4	
7	DS 1010 84	Copper Washer	4	
8	39 2532 04	Hex. Bolt with Flange	2	
9	39 1075 04	Hex. Bolt / Flange	4	
10	KA ED06 35	Bolt flanged small	4	For ABS Model
10	DH 1019 16	bolt - M12 x 1.5 x L15	2	
11	DG 1014 98	Gasket	2	

SAI System

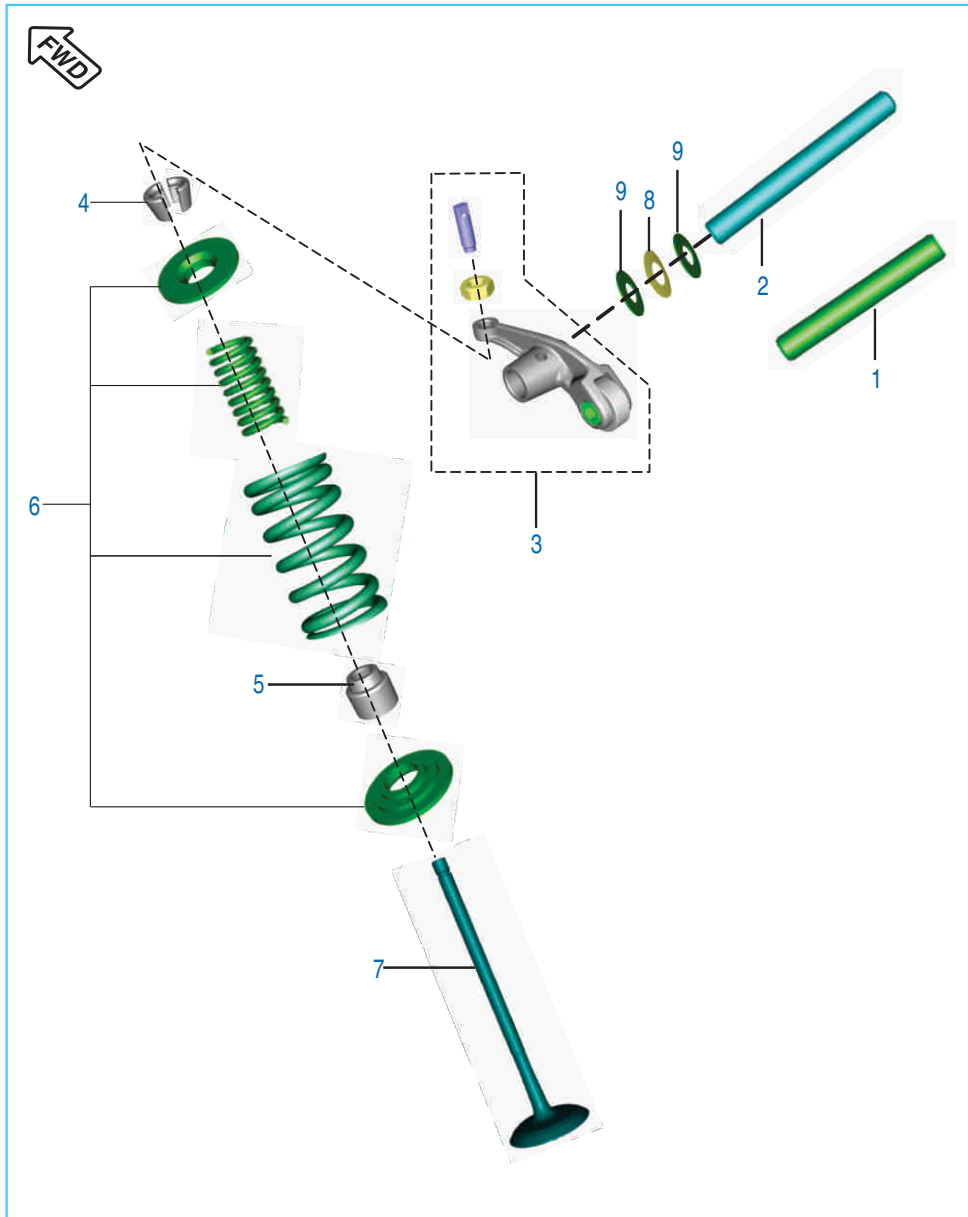


No.	Part No.	Description	Qty.	Remarks
1	PD 5822 00	SAI Unit	1	
2	JL 5810 66	Clamp SAI Pipe	2	
3	33 1410 08	Clamp	2	
4	JL 5810 65	Clamp Hose SAI	2	
5	DJ 1210 89	Tube SAI Air Filter	1	
6	DK 1210 91	Hose SAI Unit To Manifold	1	
7	DH 1021 74	Metal Pipe With Flange SAI	1	
8	DH 1021 75	Hose SAI Unit To SAI Pipe	1	
9	DH 1021 80	Gasket Metal Pipe With Flange SAI	1	
10	KA EG06 14	Flanged Bolt	2	
11	JD 1138 14	Grommet SAI Unit	2	
12	JD 1138 15	Sleeve SAI Unit	4	
13	KA DF06 30	Bolt Flanged	2	
14	KC GF06 06	Nut Hex Flanged - M6 x 1 x CL 8 x Green	2	



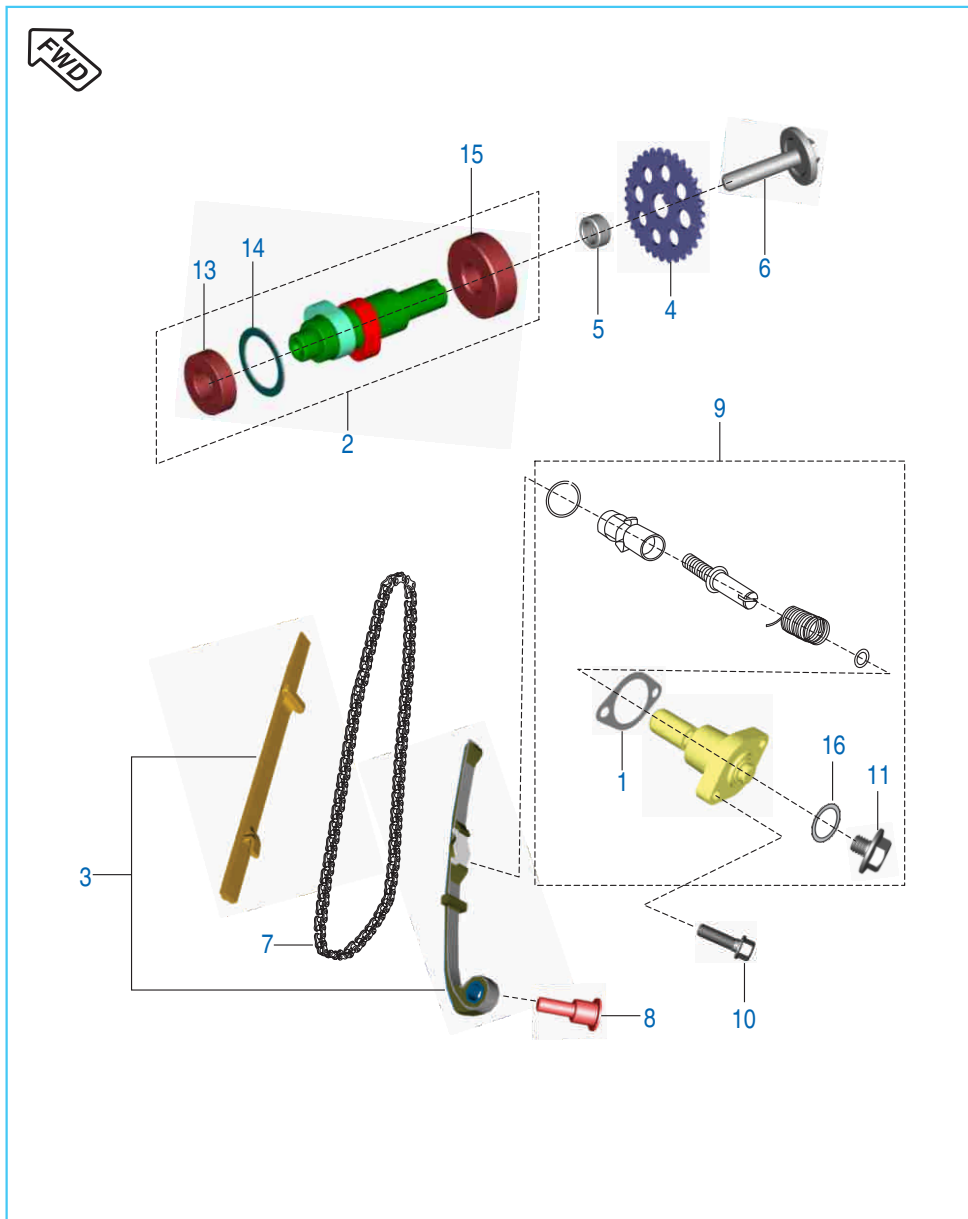
No.	Part No.	Description	Qty.	Remarks
1	36 DS10 01	Cylinder head 'O' Ring Kit	2	Refer Kit List
2	39 1660 05	Stud (Exhaust)	2	
3	DH 1022 30	Gasket Cylinder Head	1	
4	DH 1015 08	Damper Cylinder Head	5	
5	DH 1021 03	Head cylinder - cover assembly	1	Refer Kit List
6	DH 1021 07	insulator IM with clamp	1	
7	DH 1021 18	Clamp Insulator	2	
8	DH 1023 29	Sleeve Plug Spark	1	
8A	KJ AC18 24	O Ring Spark Plug Sleeve	1	Twin Disc
9	39 2608 01	Grub Screw	1	

Valve



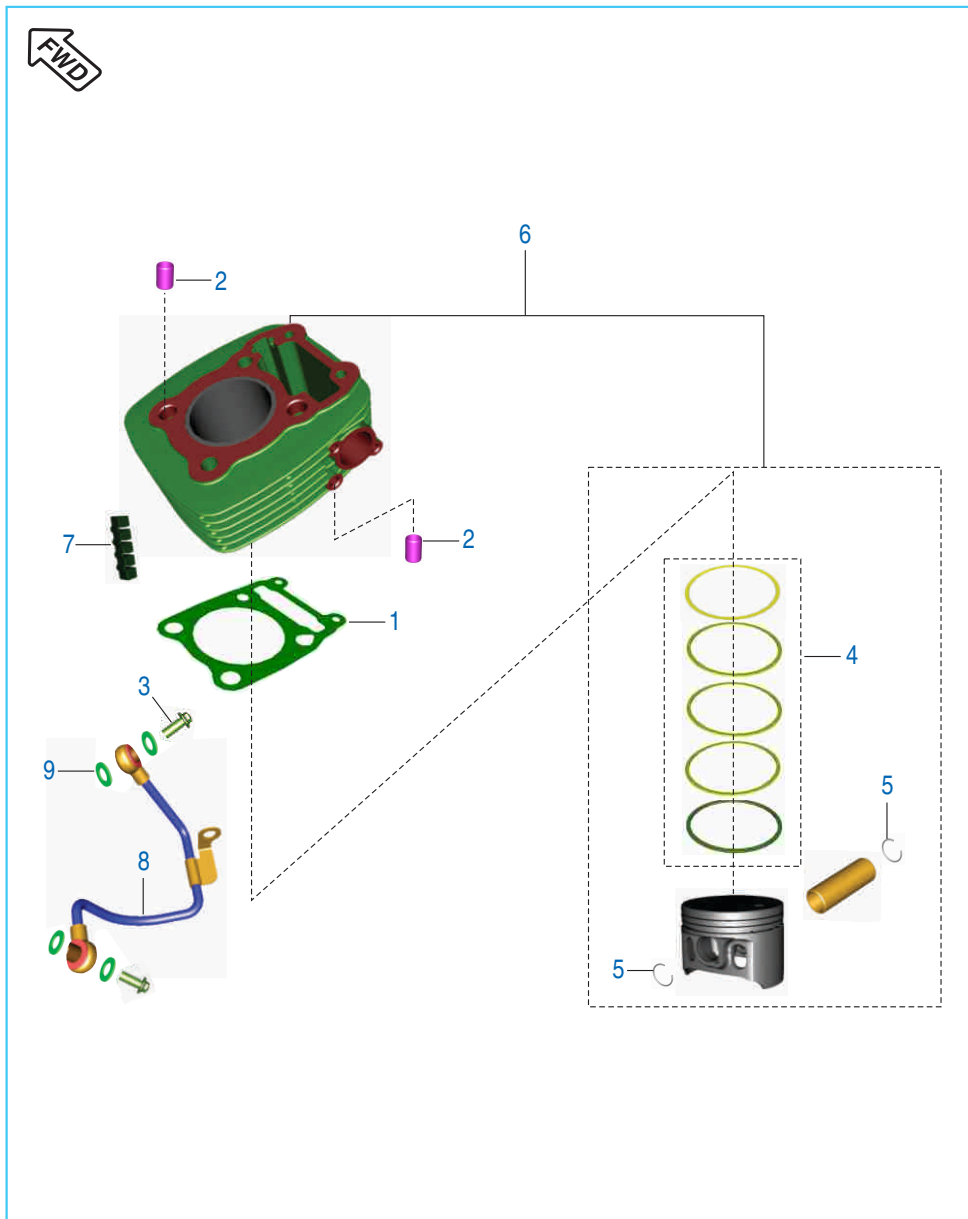
No.	Part No.	Description	Qty.	Remarks
1	DK 1017 48	Rocker Arm Shaft - Intake	1	
2	DK 1017 51	Rocker Arm Shaft - Exhaust	1	
3	DK 1017 55	Rocker Arm without roller	2	
4	DG 1010 29	Cotter valve	4	
5	JU 5112 14	Seal valve stem	2	
6	DK 1013 26	Valve Repair Kit	1	Refer Kit List
7	36 DS10 02	Valve Kit	1	Refer Kit List
8	DH 1012 95	Wave washer	2	
9	39 2440 11	Plain washer	4	

Camshaft & Tensioner



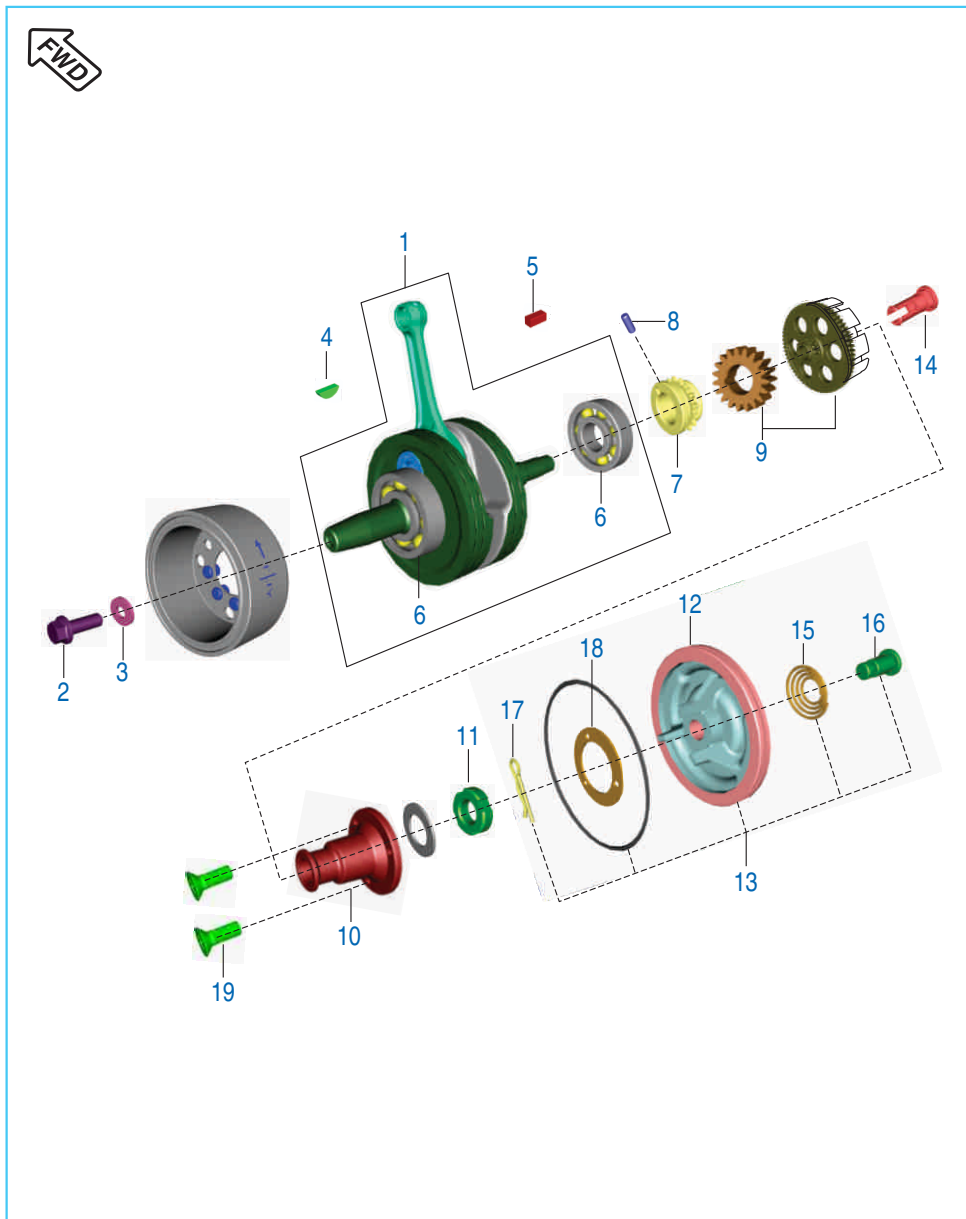
No.	Part No.	Description	Qty.	Remarks
1	CS 1011 28	Gasket Tensioner Assembly	1	
2	PD 5112 24	Assembly Camshaft With Bearings	1	
3	36 DH40 30	Guide Chain Kit	1	Refer Kit List
4	PD 5112 29	Sprocket Cam Driver	1	
5	DH 1014 12	Collar Cam Sprocket	1	
6	DH 1021 25	Bolt Special Camshaft	1	
7	JC 1010 35	Cam Chain	1	
8	DH 1013 92	Cam Chain Tensioner Pivot Bolt	1	
9	JC 1010 34	Tensioner Assembly	1	
10	39 1673 04	Hex Bolt / Flange	2	
	KA ED06 20	Bolt flanged small	2	For ABS Model
11	DD 1010 62	Bolt	1	
12	39 2669 21	O - Ring	1	For ABS Model
13	JC 1010 85	Bearing ball 6002/C3H	1	
14	DH 1014 20	Stopper bearing retaining	1	
15	JC 1010 86	Bearing ball 6302 RS1/C3H	1	

Cylinder and Piston



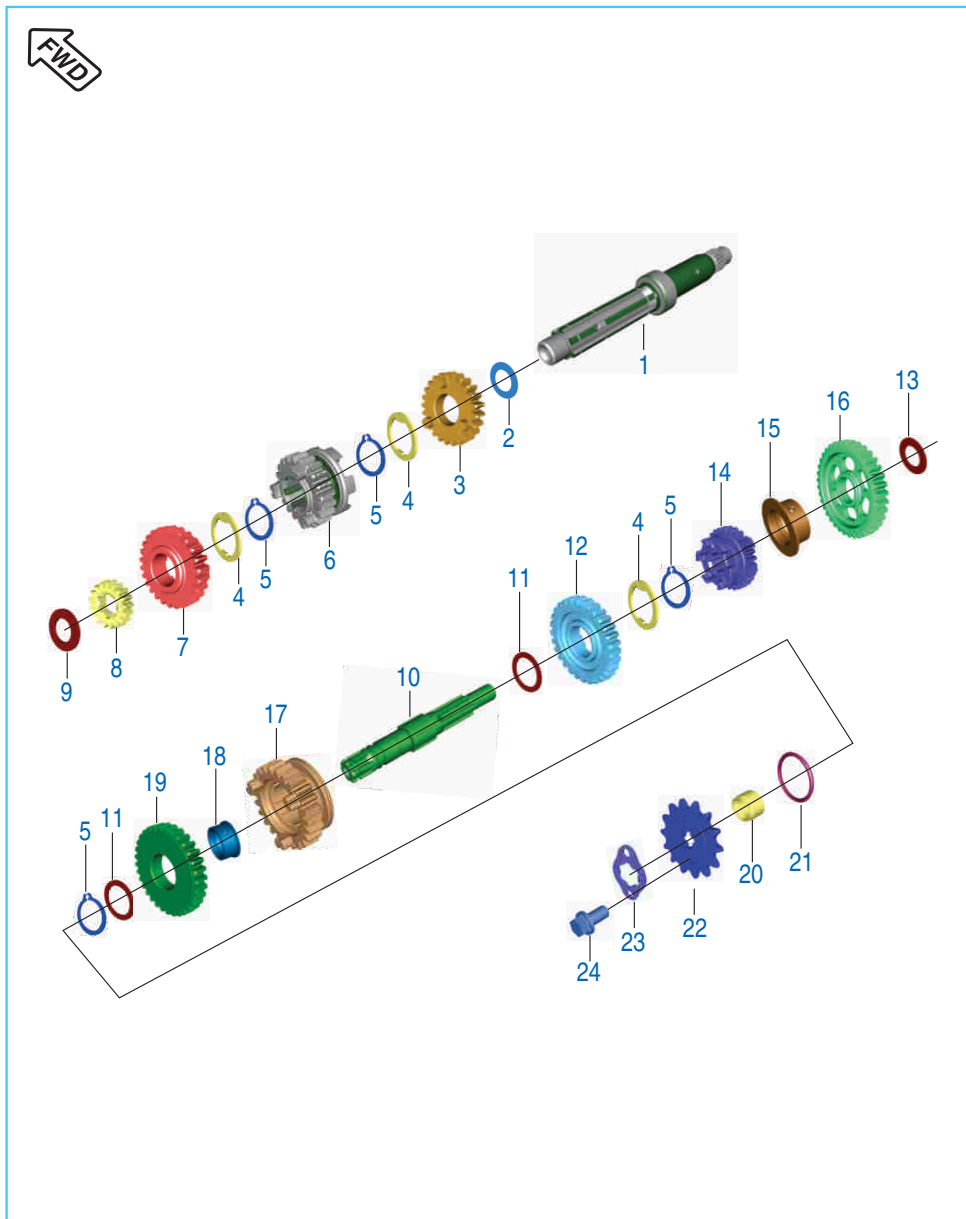
No.	Part No.	Description	Qty.	Remarks
1	DK 1010 63	Gasket Cylinder Block	1	
2	39 2181 06	Pin Dowel	4	
3	DD 1210 07	Bolt	2	
4	36 DH41 02	Piston Ring Set	1	
5	DH 1016 71	Ring Snap	2	
6	36 DH41 03	Cylinder Block & Piston	1	Refer Kit List
7	DH 1014 14	Damper Cylinder Block	4	
8	DK 1015 92	Assembly Oil Pipe	1	
9	31 1210 06	Gasket	4	

Crankshaft



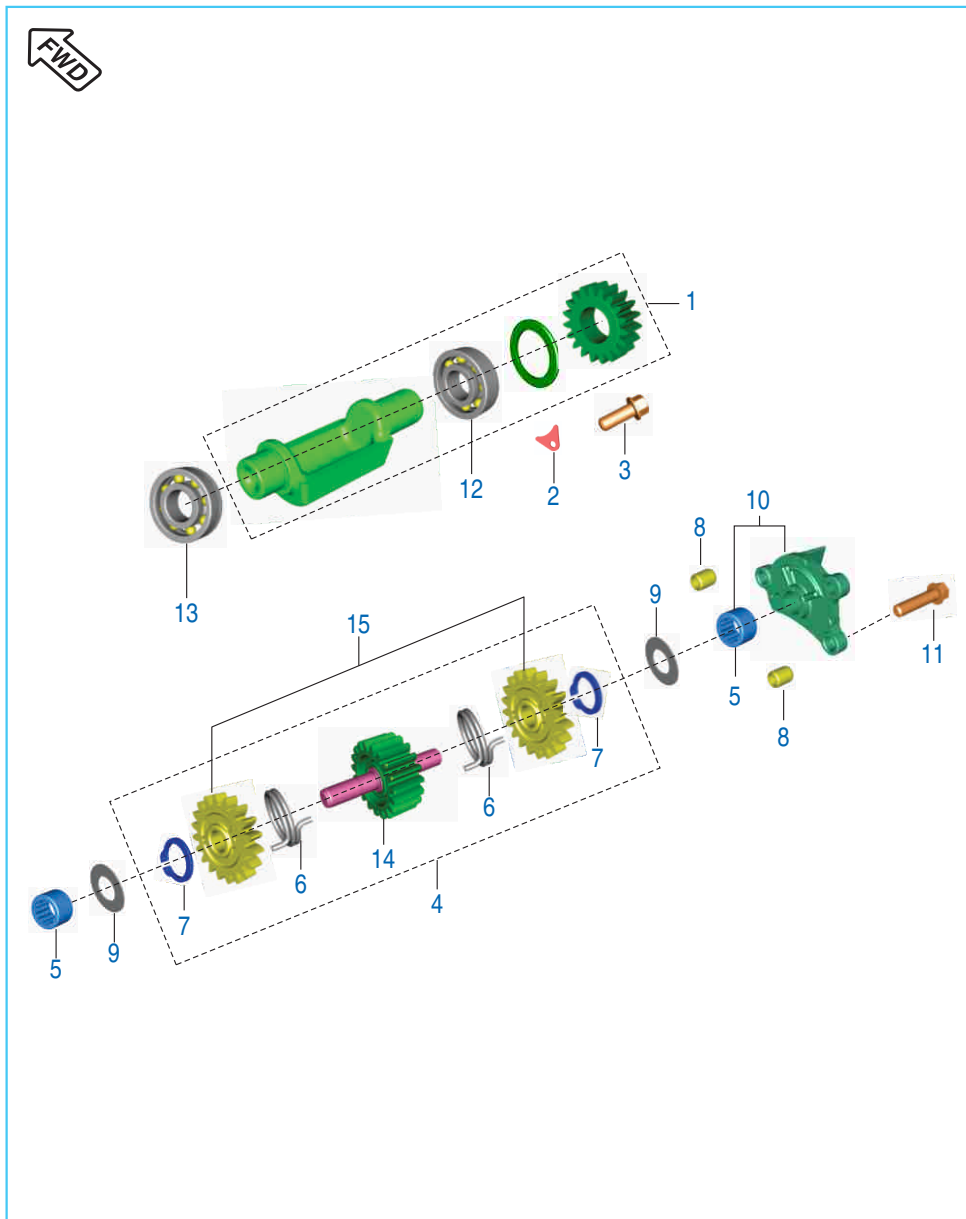
No.	Part No.	Description	Qty.	Remarks
1	DH 1022 20	Assembly Crankshaft BS IV	1	
2	DH 1013 96	Hex Bolt Flanged	1	
3	39 2165 11	Plain Washer	1	
4	31 1011 73	Key Woodruff	1	
5	DS 1011 54	Square Key	1	
6	39 1931 20	Bearing Ball	1	
7	PD 5310 29	Sprocket Crankshaft	1	
8	39 2203 07	Parallel Pin	1	
9	36 DH41 88	Set Primary Driver & Driven	1	Refer Kit List
10	DH 1010 64	Body Centrifugal Oil Filter	1	
11	DH 1011 95	Nut	1	7mm. (Height) Z
12	DH 1013 55	Cover Complete Centrifugal Oil Filter	1	
13	36 DH40 19	Kit Centrifugal Oil Filter	1	Refer Kit List
14	DK 1014 80	Oil plunger	1	
15	DH 1010 67	Spring Oil Delivery B	1	
16	DH 1010 66	Joint Oil Delivery B	1	
17	39 2199 08	Pin Snap	1	
18	DH 1012 34	Gasket centrifugal oil filter	1	
19	DH 1016 40	Screw CSK RD Cross - M5 x 0.8 x L9	3	For ABS Model

Transmission



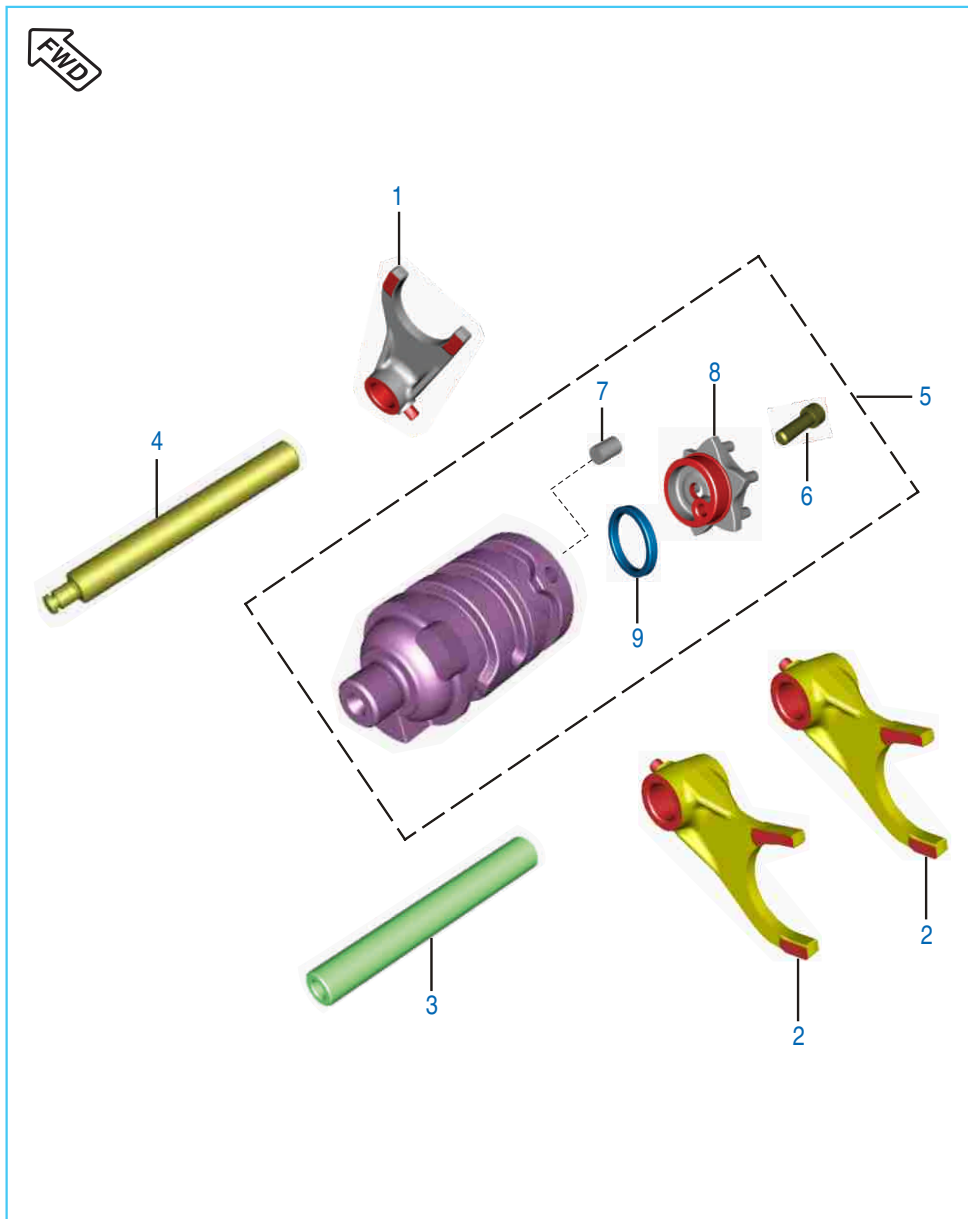
No.	Part No.	Description	Qty.	Remarks
1	DH 1022 85	Shaft Input Transmission	1	
2	39 2158 11	Plain Washer	1	
3	DH 1010 78	Gear 4th Drive	1	
4	DH 1010 79	Washer Spline	3	
5	DH 1012 35	External Circlip	4	
6	DH 1010 80	Gear 3rd Drive	1	
7	DH 1010 82	Gear 5th drive	1	
8	DH 1020 13	Gear 2nd Drive	1	
9	39 2160 11	Plain Washer	1	
10	DK 1011 44	Shaft Output Transmission	1	
11	DH 1013 36	Washer Plain	2	
12	DH 1011 08	Gear 3rd Driven	1	
13	39 2159 11	Plain Washer	1	
14	DH 1011 10	Gear 4th Driven	1	
15	DH 1011 11	Bush 1st Driven	1	
16	DH 1022 92	Gear 1st driven	1	
17	DH 1019 20	Gear 5th Driven	1	
18	DH 1013 19	Bush 2nd Driven	1	
19	DH 1020 22	Gear 2nd Driven	1	
20	DK 1012 45	Collar Sprocket	1	
21	30 1010 61	'O' Ring Sprocket Coller	1	
	DK 1013 52	'O' Ring Sprocket Coller	1	For ABS Model
22	DV 1010 48	Sprocket Drive	1	
23	DJ 1013 12	Plate Drive Sprocket	1	
24	DH 1013 83	Bolt flanged small	2	
	AA 1014 37	Screw precoated	2	For ABS Model

Balancer & Balancer Idler Gear



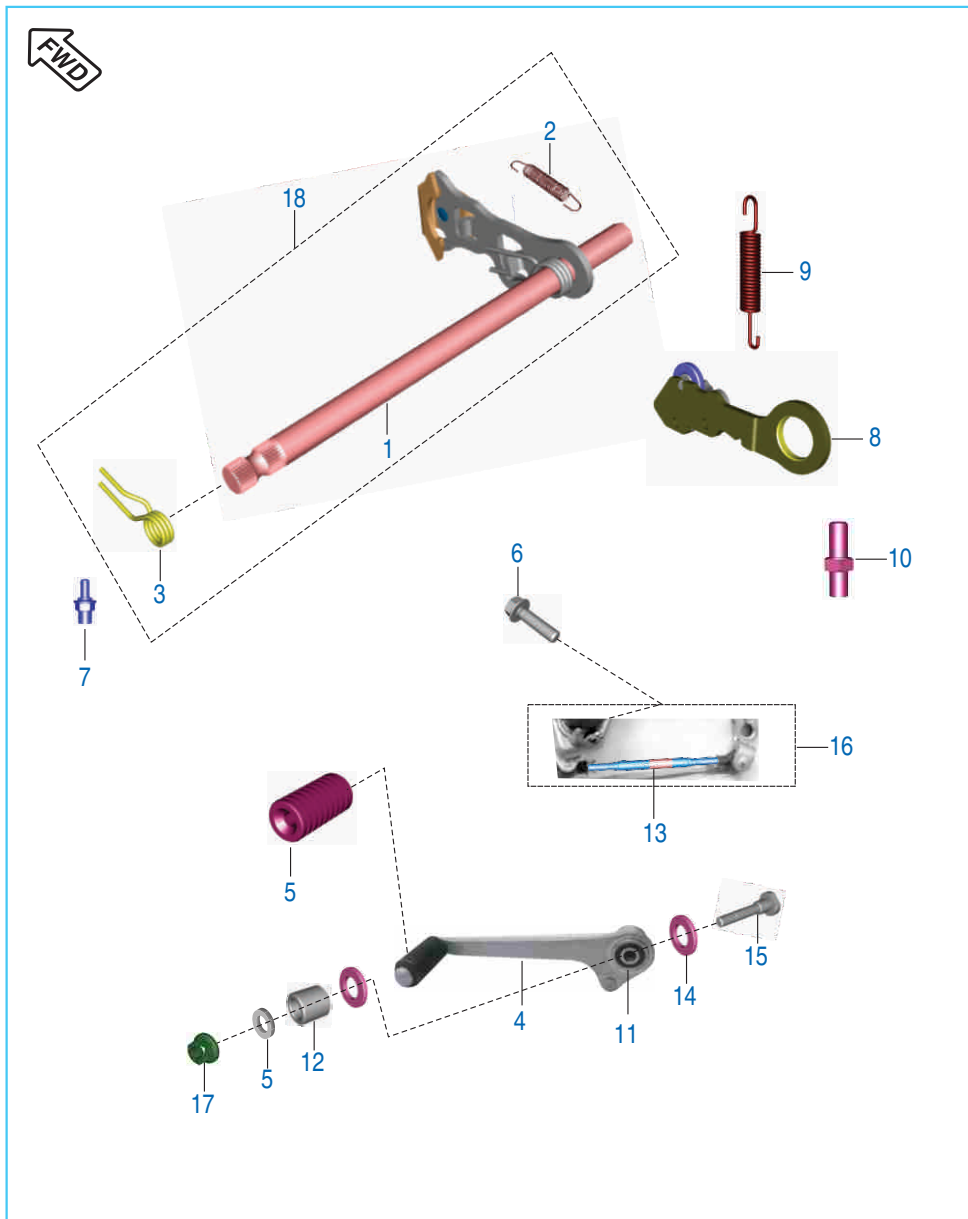
No.	Part No.	Description	Qty.	Remarks
1	DH 1021 04	Body Balancer Assembly	1	
2	DH 1010 72	Bearing Stopper	1	
3	39 1672 04	Bolt	1	
4	DH 1020 53	Gear complete balancer idler	1	
5	39 2152 20	Needle Roller Bearing	2	
6	DH 1014 24	Spring Torsion Balancer	2	
7	39 2557 17	Circlip Ext.	2	
8	39 1686 06	Dowel Pin	2	
9	39 1620 11	Thrust Washer	2	
10	DH 1013 59	Balancer Idler Holder	1	
11	39 1674 04	Bolt	3	
12	59 2000 29	Bearing Ball Balancer LH 20*47*14 (6204)	1	
13	59 2000 28	Bearing Ball Balancer RH	1	
14	DH 1020 52	Assembly Balancer Idler Gear	1	
15	DH 1013 73	Scissor balancer idler - nylon	2	

Change Drum & Shaft Fork



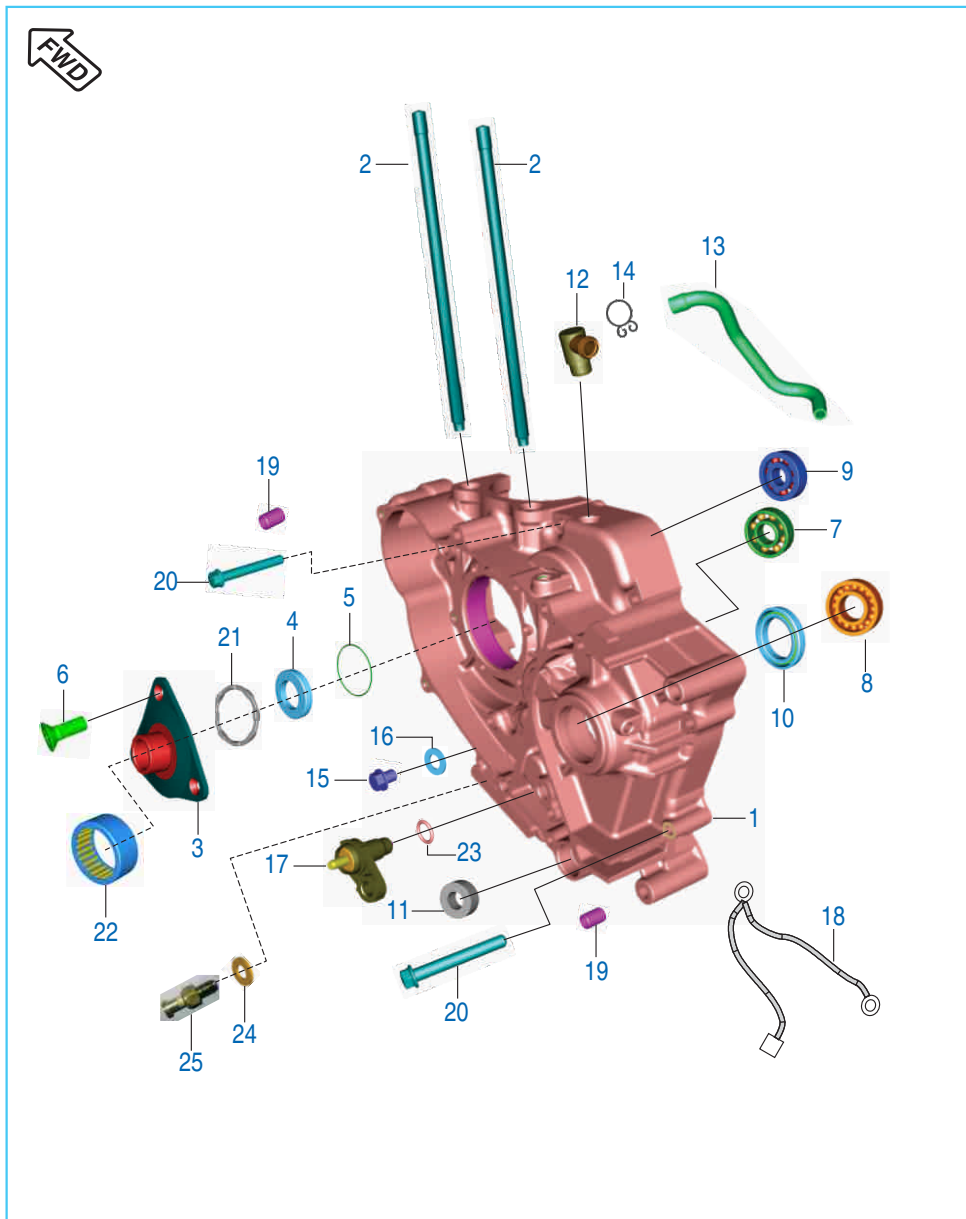
No.	Part No.	Description	Qty.	Remarks
1	DK 1011 59	Fork Gear Shift Input	1	
2	DK 1011 60	Fork Gear Shift output	2	
3	DH 1011 46	Shaft Gear Shift Fork	1	
4	DH 1014 93	Shaft Gear Shift Fork	1	
5	DK 1017 32	Drum Complete Gear Shift	1	
6	DH 1013 89	Bolt Socket	1	
7	39 2606 07	Parallel Pin	1	
8	DH 1021 89	Guide Gear Shifter	1	
9	DH 1014 96	Spacer	1	

Gear Change Mechanism



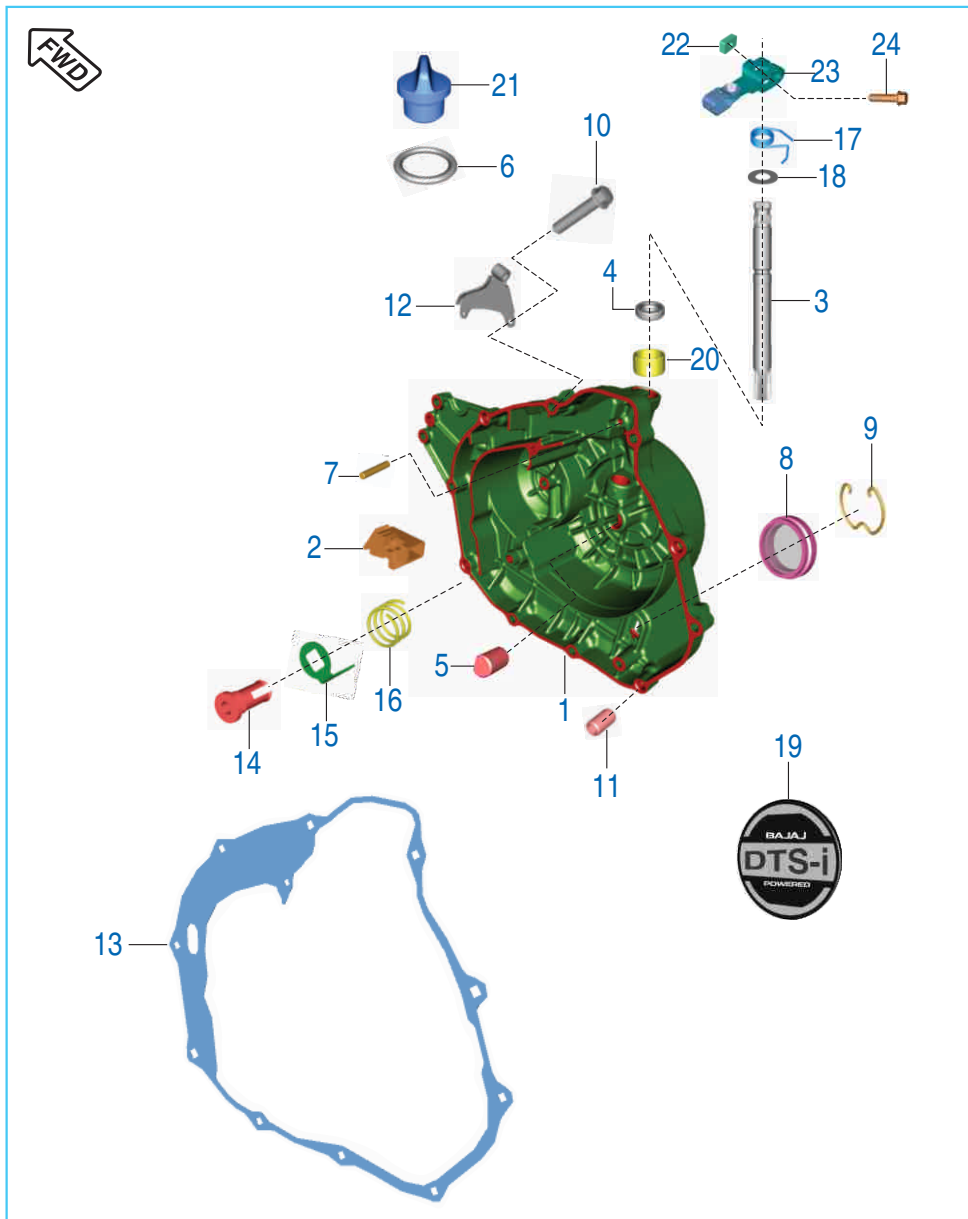
No.	Part No.	Description	Qty.	Remarks
1	DK 1017 22	Lever comp. Gear Shifter	1	
2	DH 1017 14	Spring Slider Arm Reset	1	
3	DK 1017 22	Spring Gear Shifter Return	1	
4	DK 1011 82	Lever gear shift	1	
5	DH 1015 09	Damper	1	
	DT 5612 05	Damper	1	For ABS Model
6	39 2453 04	Flanged Bolt	1	
7	DH 1013 93	Bolt Gear Shift drum Stopper	1	
8	DK 1017 25	Stopper Drum	1	
9	DK 1012 53	Spring Gear Shifter Drum Stopper	1	
10	DH 1013 94	Bolt Shift Change	1	
11	39 1998 19	Oil seal	2	
12	DK 1011 87	Collar	1	
13	DK 1011 80	Assembly tie rod	1	
14	DK 1011 85	Washer pivot	1	
15	DK 1011 86	Pivot bolt	1	
16	DK 1011 77	Assembly lever change arm	1	
17	39 2383 15	Flange Nut	1	
18	DK 1017 33	Assembly lever shaft	1	

Crankcase LH



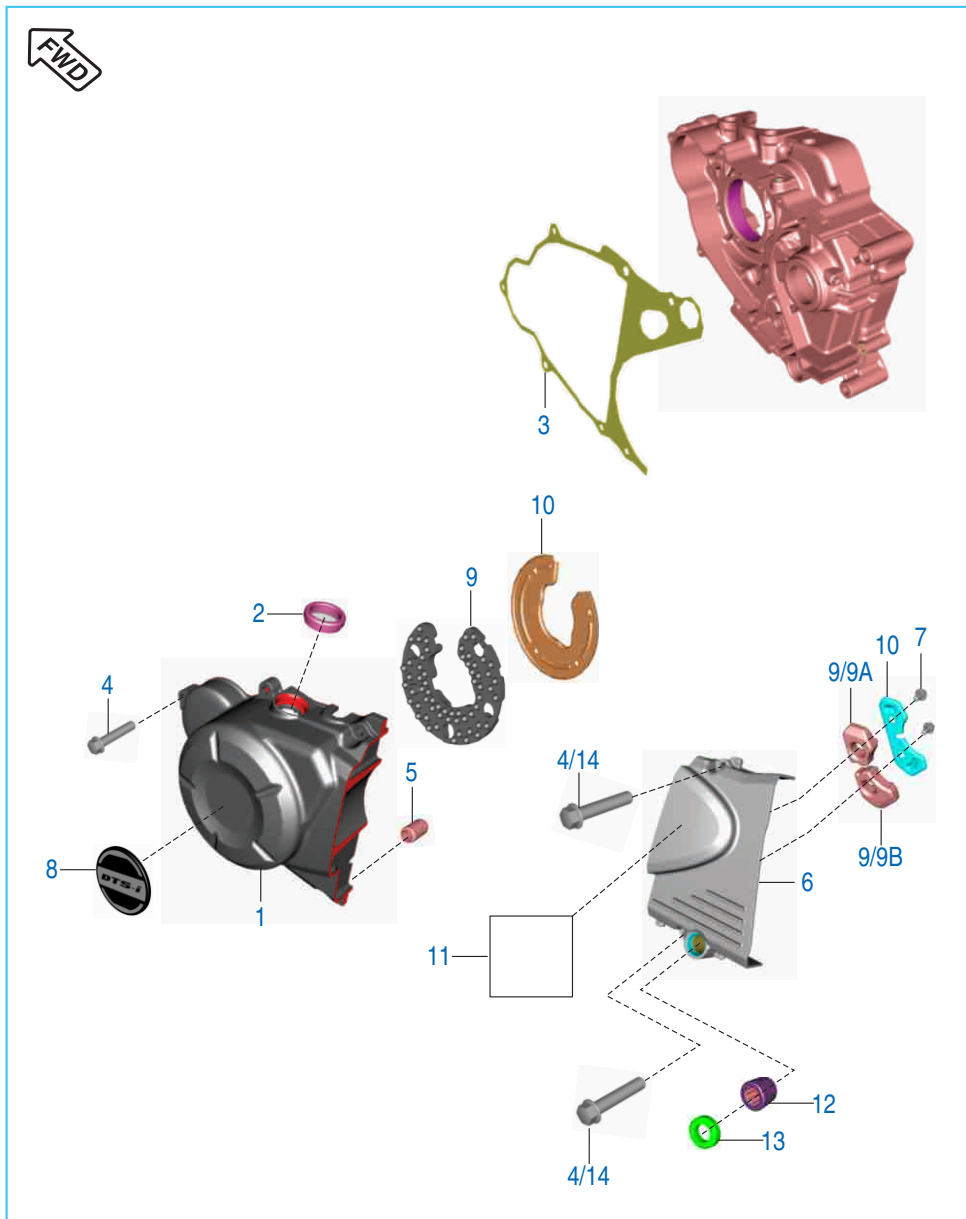
No.	Part No.	Description	Qty.	Remarks
1	36 DH41 51	Crankcase LH	1	Refer Kit List
2	59 0500 08	Stud	2	
3	DK 1018 86	Guide Starter Assembly	1	
4	39 2188 19	Oil Seal	1	
5	59 2100 06	O' Ring	1	
	DK 9900 00	O' Ring	1	From 04.04.18
6	DH 1013 79	Screw CSK M6 x 16	3	
7	39 2603 20	Bearing Ball (for Input Shaft)	1	
8	59 2000 06	Bearing Ball (for Output Shaft)	1	
9	59 2000 28	Balancer LH Bearing	1	
10	DG 1014 56	Oil Seal (For Output Shaft)	1	
11	39 2190 19	Oil Seal (For Shift Lever)	1	
12	DH 1012 03	Breather Pipe	1	
13	DH 1017 18	Rubber Tube	1	
14	DS 1012 34	Spring Clip	1	
15	DH 1016 61	Plug Drain Bolt	1	
16	31 1011 06	Gasket (For Drain Bolt)	1	
17	DK 1013 80	Neutral Switch Complete	1	
18	DH 2010 96	Cable Earthing	1	
19	39 2181 06	Hollow Dowel Pin	2	
20	39 1677 04	Bolt	8	
21	DK 1010 97	Damper	1	
22	59 2000 07	Needle Roller Bearing (30*37*16)	1	
23	KJ AB10 19	O Ring	1	
24	39 2448 11	Washer (Dummy for Temp sensor)	1	
25	DK 1015 77	Thermal sensor (High temp solder)	1	
26	DH 1013 90	Bolt flanged - M8 x 1.25 x L82	1	For ABS Model

Cover Clutch



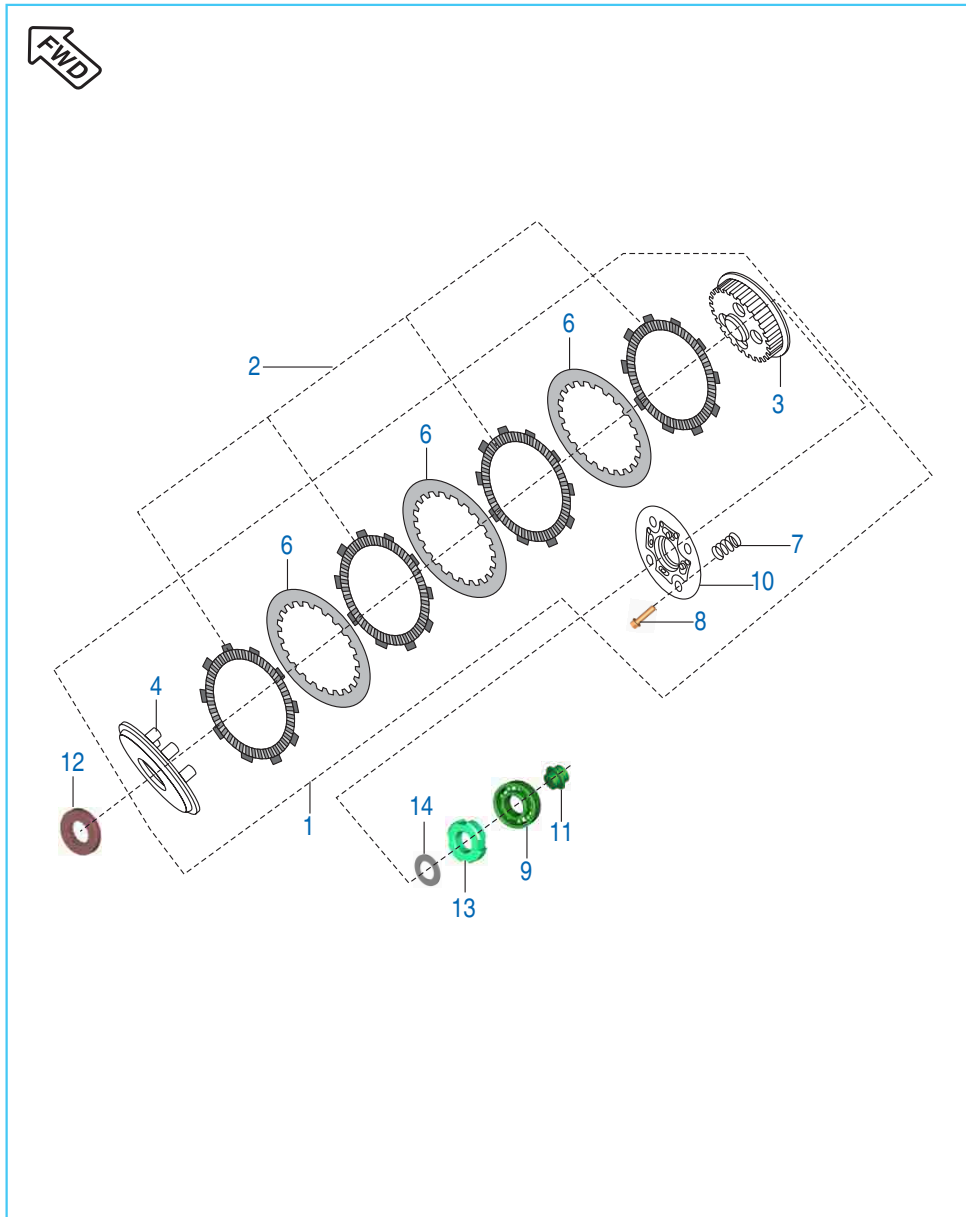
No.	Part No.	Description	Qty.	Remarks
1	36 DJ40 82	Kit Assembly Cyl. Cover Slate Gray	1	
2	DH 1011 97	Grommet Breather	1	
3	DH 1011 42	Shaft Clutch Release	1	
4	39 1041 19	Seal Clutch Lever	1	
5	DH 1011 41	Rack	1	
6	DH 1011 52	'O' Ring	1	
7	DK 1012 51	Parallel Pin	1	
8	DG 1014 18	Gauge	1	
9	DH 1021 17	Wire Clip	1	
10	DS 1013 53	Bolt	10	
	LA E000 18	Bolt flanged - M6 x 1 x 30L	10	For ABS Model
11	39 0999 06	Pin Dowel	2	
12	DH 1010 18	Bracket Clutch Cable	1	
13	DH 1011 54	Gasket Cover RH	1	
14	DK 1014 80	Plunger Oil	1	
15	DH 1210 11	Plate Plunger Oil	1	
16	DH 1210 12	Spring Joint 'A'	1	
17	DH 1015 44	Spring Torsion Clutch Lever	1	
18	39 2443 11	Washer	1	
19	DK 1017 38	Decal DTS-I	1	
20	39 1990 20	Bearing Needle	1	
21	DS 1010 71	Cap Oil Filler	1	
22	DK 1016 36	Lever Assembly Clutch	1	
23	DH 1012 75	Nut special	1	
24	KA ED06 25	Bolt flanged small	1	

Cover Magneto



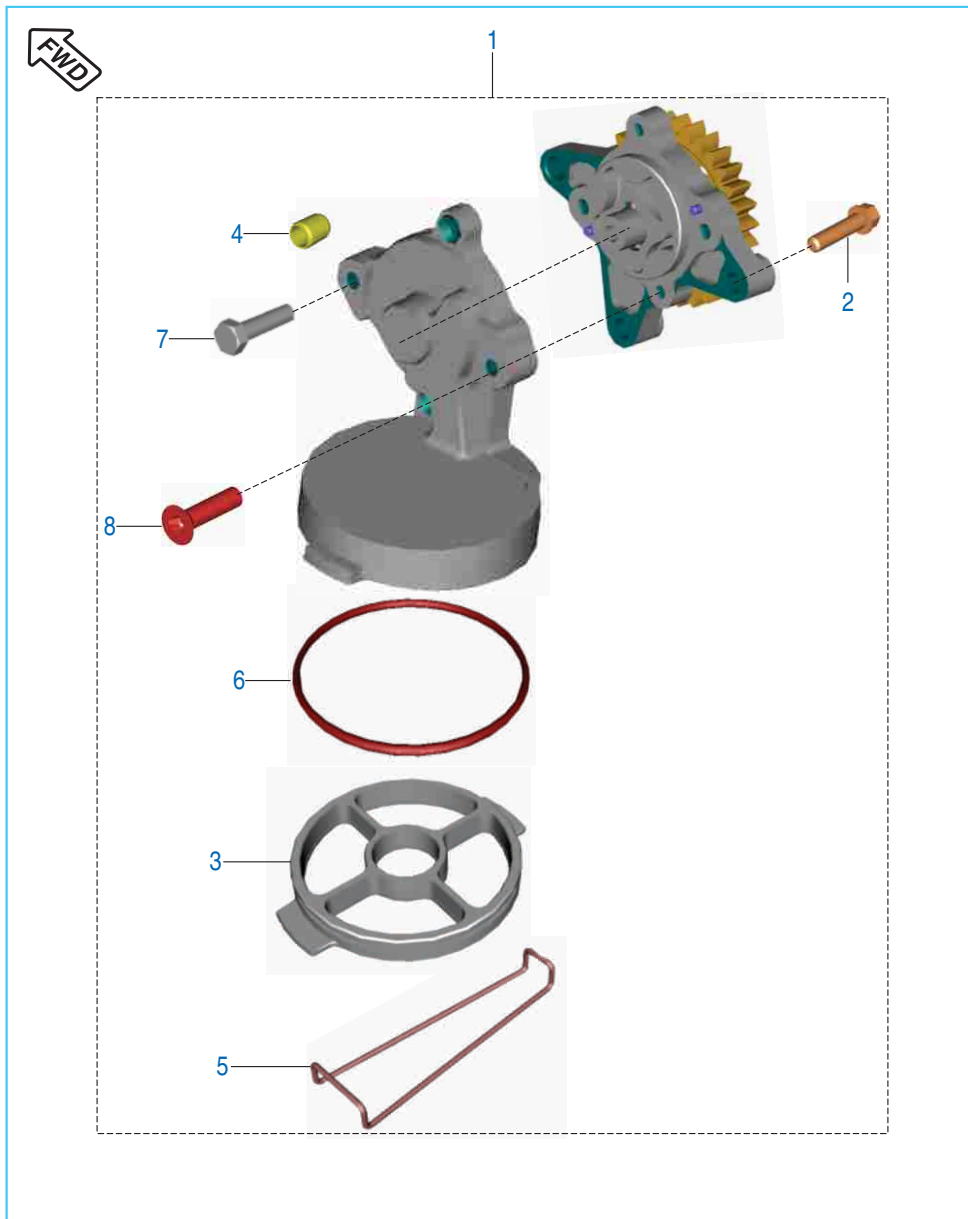
No.	Part No.	Description	Qty.	Remarks
1	52 DH13 17	Cover LH (Magneto) Slate Gray	1	
2	DG 1014 18	Gauge	1	
3	DV 1010 42	Gasket Magneto Cover	1	
4	DS 1013 53	Bolt	7	
	LA E000 18	Bolt flanged - M6 x 1 x 30L	5	For ABS Model
5	39 0999 06	Pin Dowel	2	
6	56 DJ3Z 1Y	Assembly cover LH Rear	1	
7	DH 1013 88	Flanged Bolt	2	
8	JE 5412 12	Decal DTS-I	1	
9	36 DH10 06	Set Damper Magneto cover	1	Refer Kit List
9A	DH 1012 92	Damper A Cover LH RR	1	For ABS Model
9B	DH 1012 94	Damper B Cover LH RR	1	For ABS Model
10	36 DH10 07	Set of Plate	1	Refer Kit List
	DH 1012 93	Plate damper Cover LH RR	1	For ABS Model
11	DJ 1612 28	Gear Shift Label (Sticker)	1	
12	AP 1010 43	Bearing Needle Bendix	1	
13	DH 1021 66	Seal dust	1	
14	KA ED06 35	Bolt flanged small	2	For ABS Model

Clutch Assembly



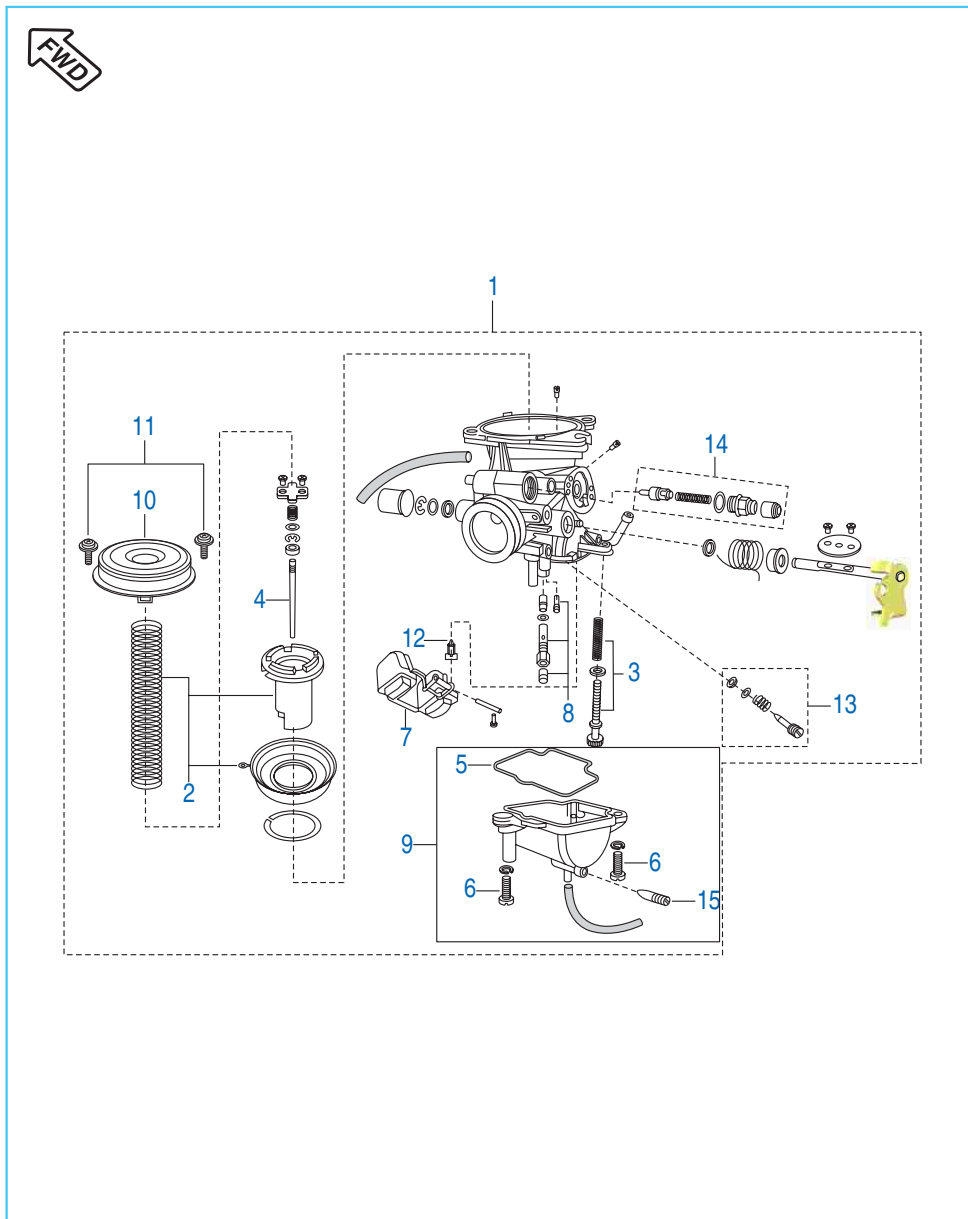
No.	Part No.	Description	Qty.	Remarks
1	DH 1022 14	Clutch Assembly	1	
	DH 1023 86	Clutch Assembly	1	From Sept 2018
2	36 DH41 17	Friction Plate Kit	1	
3	DH 1022 10	Center Clutch	1	
4	DH 1022 11	Plate Clutch Pressure	1	
5	36 DH41 16	Kit Primary Drive & Driven Gear	1	
	36 DH41 88	Set Primary Driver & Driven (W/O Kick Gear)	1	From Sept 2018
6	PD 5514 33	Clutch Plate	4	
6A	36 DH41 20	Kit Steel Clutch Plate	1	Refer Kit List
7	DH 1022 12	Spring Clutch	4	
8	DK 1015 74	Bolt	4	
9	JC 1010 85	Bearing Clutch Lifter Thrust	1	
10	JG 5514 43	Clutch Holder	1	
11	DK 1010 72	Rod Clutch Lifter	1	
12	DH 1021 98	Washer Clutch Hub	1	
13	DH 1016 48	Nut Primary Drive Lock	1	LH Thread
14	39 2200 11	Washer Primary Drive Gear	1	

Oil Pump Assembly



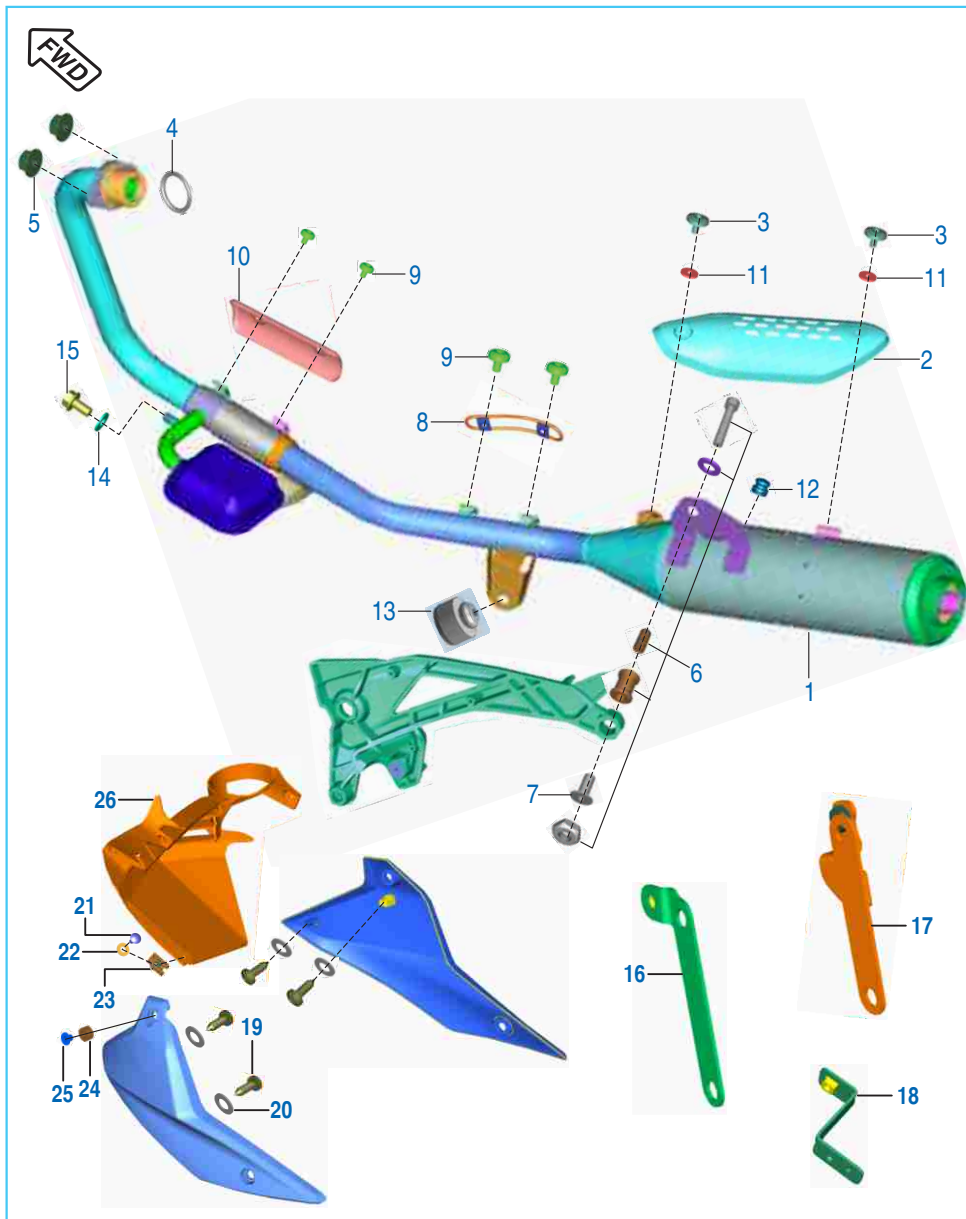
No.	Part No.	Description	Qty.	Remarks
1	52 DH01 69	Oil Pump Assembly	1	
2	39 1674 04	Hex. Bolt With Flange	3	
	KA ED06 25	Bolt flanged small	3	For ABS Model
3	DH 1210 10	Mesh Filter Oil Pump	1	
4	39 1686 06	Hollow Dowel Pin	1	
5	DH 1210 35	Clip Mesh Oil Filter	1	
6	39 2194 21	'O' Ring	1	
7	KA AD05 20	Bolt	2	
8	KB CA04 16	Screw CSK cross	2	

Carburettor Assembly



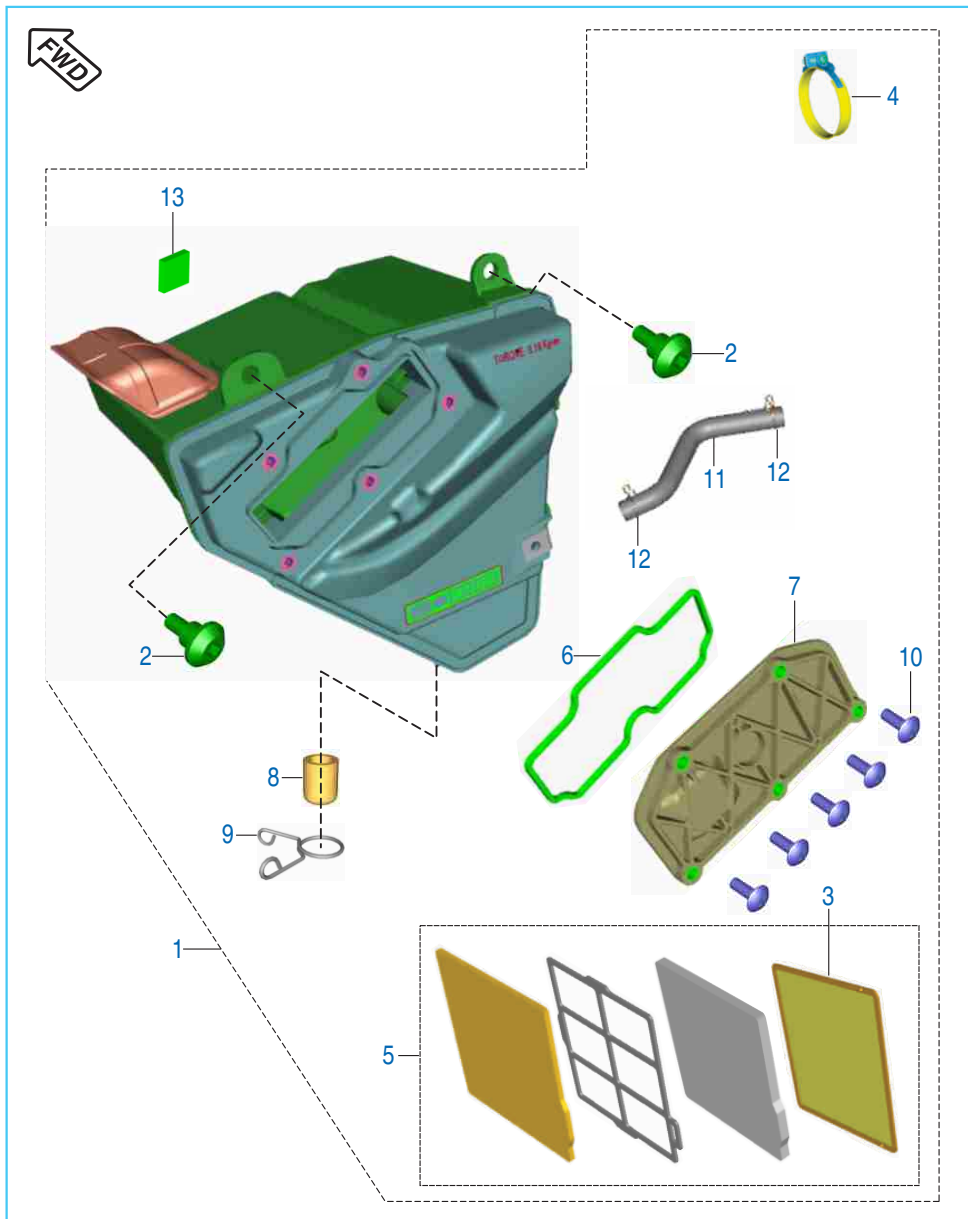
No.	Part No.	Description	Qty.	Remarks
1	DH 1212 09	Carburettor Assembly	1	
2	36 DH41 19	Vacuum Piston Kit	1	
3	DH 1211 68	Idling Screw Kit	1	
4	DH 1211 41	Jet Needle (JN)	1	
5	DH 1210 57	"O" Ring	1	
6	JA 5812 33	Screw	2	
7	DH 1211 62	Float Assembly	1	
8	36 DH41 42	Jet Kit	1	
9	DH 1211 67	Kit Float Body Assembly	1	
10	DH 1210 44	Diaphragm Cover	1	
11	39 1780 01	Pan Head Screw	2	
12	DH 1210 93	Needle Assembly	1	
13	36 DH41 36	Pilot Screw Kit	1	
14	DJ 1210 59	Set Plunger Assembly	1	
15	DH 1211 76	Drain Screw	1	

Silencer Assembly & Belly Pan



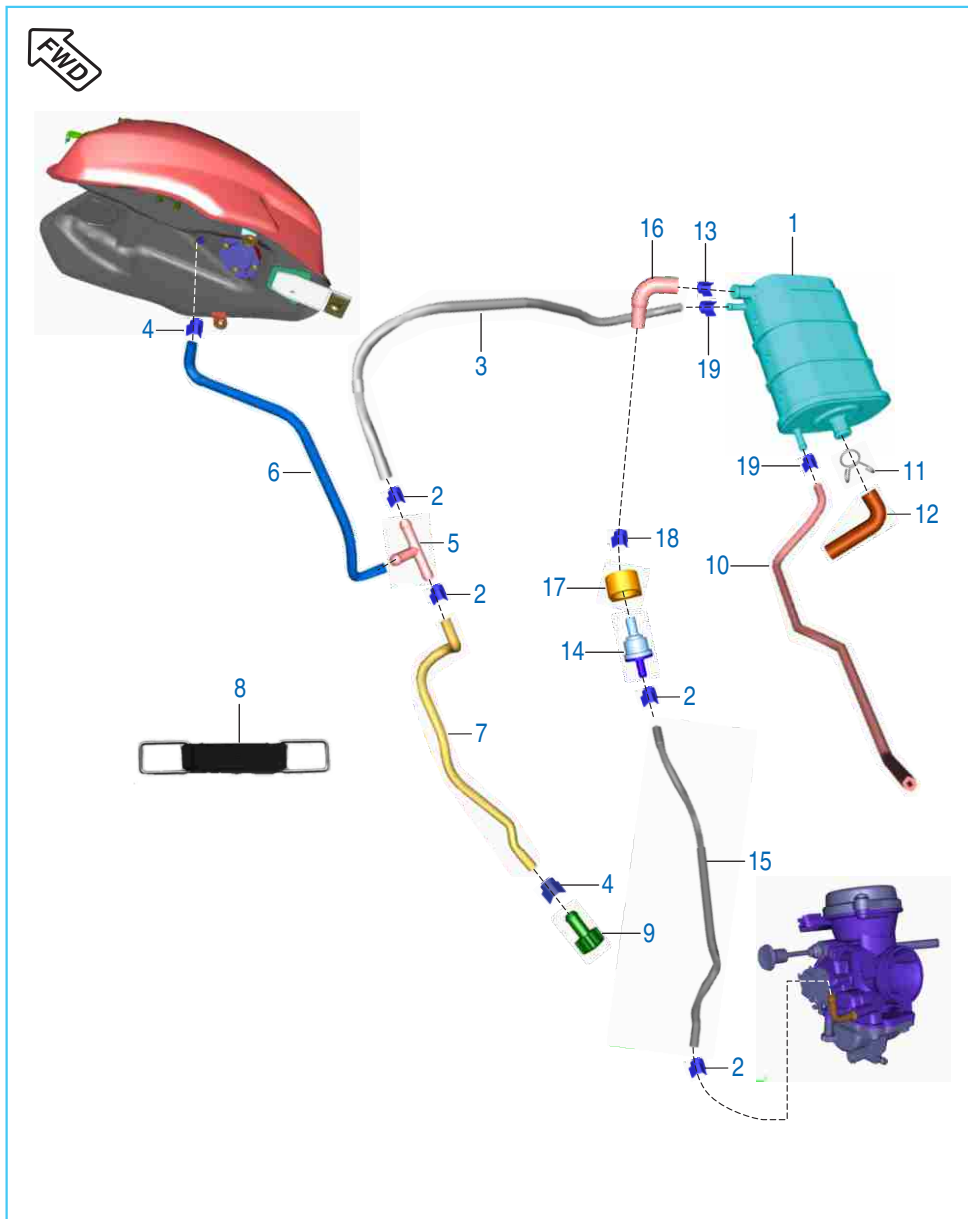
No.	Part No.	Description	Qty.	Remarks
1	DH 1023 54	Silencer Assembly W/O Shield	1	
	DH 1023 98	Silencer assembly W/O shield	1	For ABS Model
2	DH 1023 49	Shield muffler	1	
3	JW 5910 28	Truss screw M5 x 0.8	2	
4	DJ 1010 64	Gasket Exhaust	1	
5	39 2295 15	Nut flanged - EX. Tube - Cyl Head	2	
6	36 DK00 09	Kit Hardware Silencer	1	Ref Kit List
7	DJ 1612 78	Tube Silencer With Washer	1	
8	DH 1023 63	Wire Shield	1	
	DH 1023 68	Wire Shield	1	From 06.04.18
9	DH 1016 07	Truss Screw	4	
10	DH 1023 50	Shield cat	1	
11	JB 5910 68	Washer Nylon Shield Silencer	2	
12	JB 5910 59	Damper Shield Muffler Disco - M	1	
13	DG 1611 24	Damper	1	
14	39 2492 11	Plain washer	1	
15	DK 1016 10	Bolt (M5)	1	
16	DK 1614 43	Bracket belly pan front LH	1	
17	DK 1614 44	Bracket belly pan front RH	1	
18	DK 1614 47	Bracket belly pan rear RH	1	
19	KB RA42 13	Screw tapping pan cross	4	
20	KD AE04 08	Washer plain small	4	
21	KB UA05 12	Screw truss	1	
22	KD BA05 12	Washer plain	1	
23	DJ 1612 29	Clip nut M5	1	
24	DP 1810 41	Damper	4	
25	DP 1810 40	Collar	4	
26	DJ 1614 40	Belly Pan Middle	1	

Air Cleaner Assembly



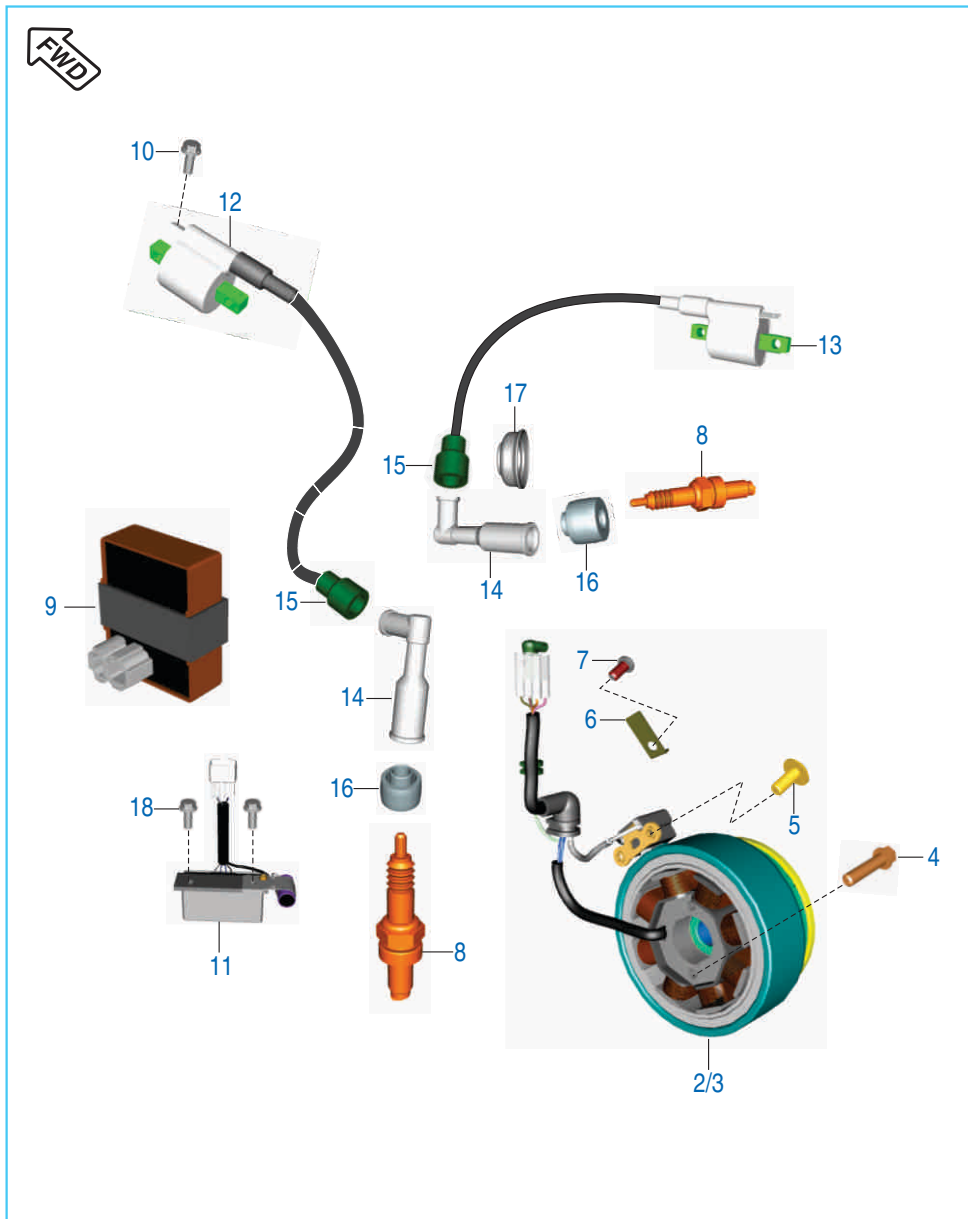
No.	Part No.	Description	Qty.	Remarks
1	DH 1212 32	Filter assembly air	1	
	DH 1212 42	Filter assembly air	1	From Sept 2018
2	DS 1612 24	Bolt - stepped with flange	3	
	LA C001 51	BOLT SOCKET-M5X0.8XL 28XPRECOAT		
3	DH 1022 74	Arrester Complete Frame	1	
4	JE 5810 68	Clamp connecting tube	1	
5	DH 1022 77	Element Air Filter	1	
	DH 1023 89	Element Air Filter	1	From Sept 2018
	DH 1023 90	Element filter air	1	For ABS Model
6	DH 1022 81	'O' ring Air Filter Cover	1	
7	DH 1022 76	Air Filter Element Cover	1	
8	JP 5810 18	Tube Drain	1	
9	JY 5810 28	Clamp	1	
10	KB UA05 14	Screw Truss	5	
11	DH 1017 19	Breather Tube	1	
12	DS 1012 34	Spring clip	2	
13	JZ 1813 20	Foam number plate front	2	

EVAP Mechanism



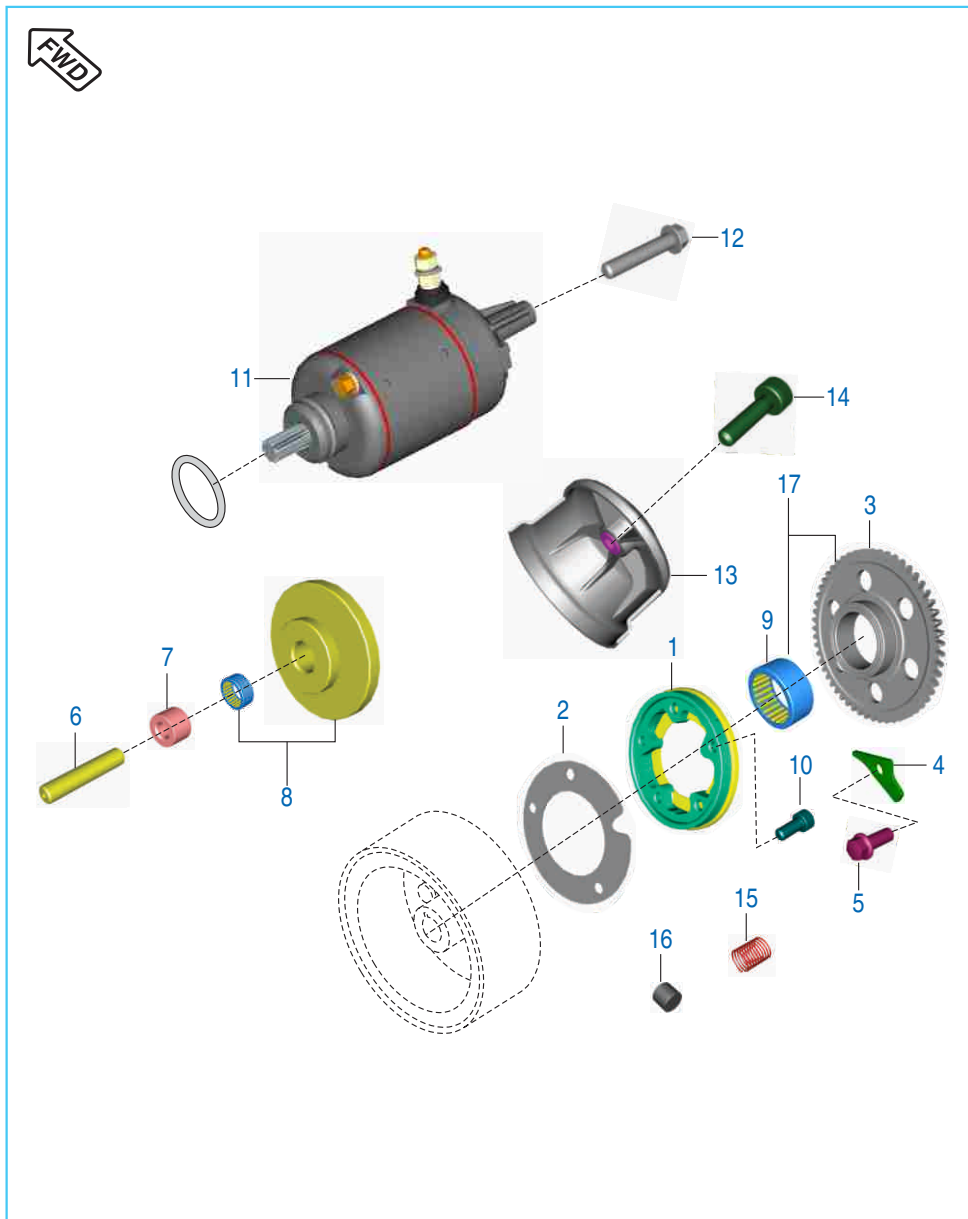
No.	Part No.	Description	Qty.	Remarks
1	JY 1710 77	Canister	1	
2	JY 1710 70	Spring Band Clamp 9 x 8.4	4	
3	DJ 1410 73	Tube T Connector To Canister	1	
4	JG 1710 29	Spring Band Clamp 11.5 X 8.4	2	
5	GL 1710 36	Connector For Breather And Vapor Tube	1	
6	DJ 1410 72	Tube Tank To T Connector	1	
7	DJ 1410 74	Tube Condensate Fuel Drain	1	
8	DH 1614 29	Strap Canister	1	
9	JY 1718 25	Plug Fuel Drain	1	
10	DH 1410 73	Tube Canister Drain	1	
11	DG 1210 40	Clamp	1	
12	DH 1410 74	Tube Canister Breather	1	
13	JY 1710 69	Spring Band Clamp 15 x 10	1	
14	PD 1716 16	Valve Purge	1	
15	DJ 1410 71	Tube Purge Valve To Carburetor	1	
16	DJ 1410 77	Tube Canister To Purge Valve	1	
17	JH 1710 48	Grommet Purge Valve	1	
18	JL 1711 02	Clamp band spring 12.5 x 8	1	
19	JL 1711 01	Clamp band spring 9.5 x 8.4	2	

Magneto, CDI & H.T. Coil



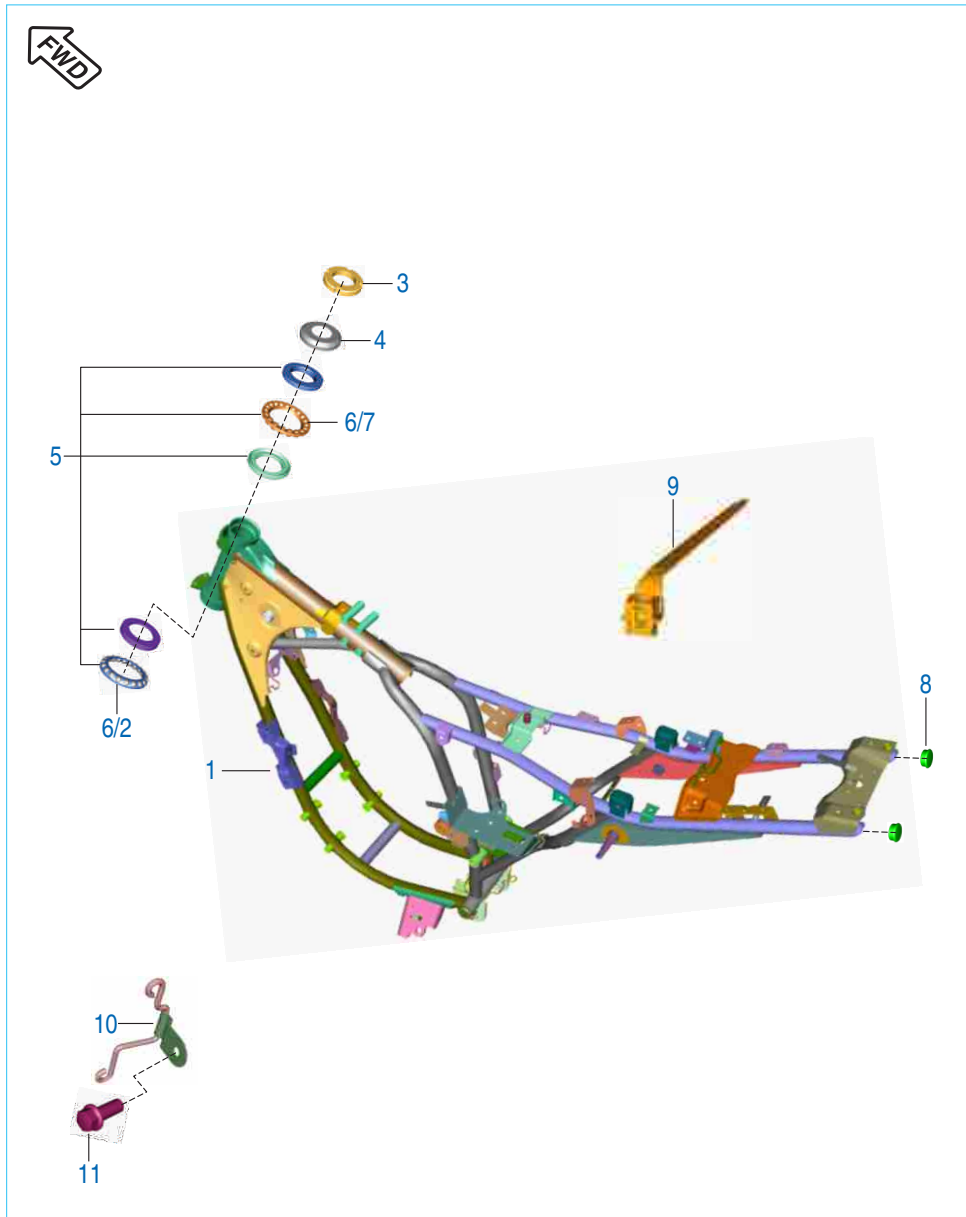
No.	Part No.	Description	Qty.	Remarks
1	59 1000 02	Spring Dowel Sleeve	1	N.I.
2	DH 1110 81	Stator Assembly Complete	1	
	DK 1110 84	Stator assembly	1	For ABS Model
3	DH 1110 83	Rotor Assembly	1	
	JC 1110 28	Rotor assembly	1	For ABS Model
4	DH 1013 86	Hex. Bolt With Flange	2	
5	DH 1013 81	Pan Head Screw	2	
6	DH 1011 99	Stopper Plate (Wiring Harness)	1	
	PD 5412 74	Plate stopper	1	For ABS Model
7	DH 1013 80	Screw Pan Head	1	
	JG 1312 20	Screw pan cross - M6	1	For ABS Model
8	DG 1110 08	Spark Plug	2	
9	DH 1111 17	CDI Assembly	1	
10	39 1944 04	Flange Bolt	4	
11	DJ 2012 02	Regulator	1	
12	JC 1110 22	H.T. Coil LH With Cable	1	
13	JC 1110 23	H.T. Coil RH With Cable	1	
14	DH 1110 15	Cap Spark Plug	2	
15	DD 1110 12	Grommet H.T. Cable	2	
16	DH 1110 13	Grommet Spark Plug	2	
17	DH 1110 16	Grommet Sleeve Spark Plug	1	
18	39 1944 04	Flange Bolt	2	
	KA DT06 16	Bolt flanged - M6	2	For ABS Model

Starter Assembly



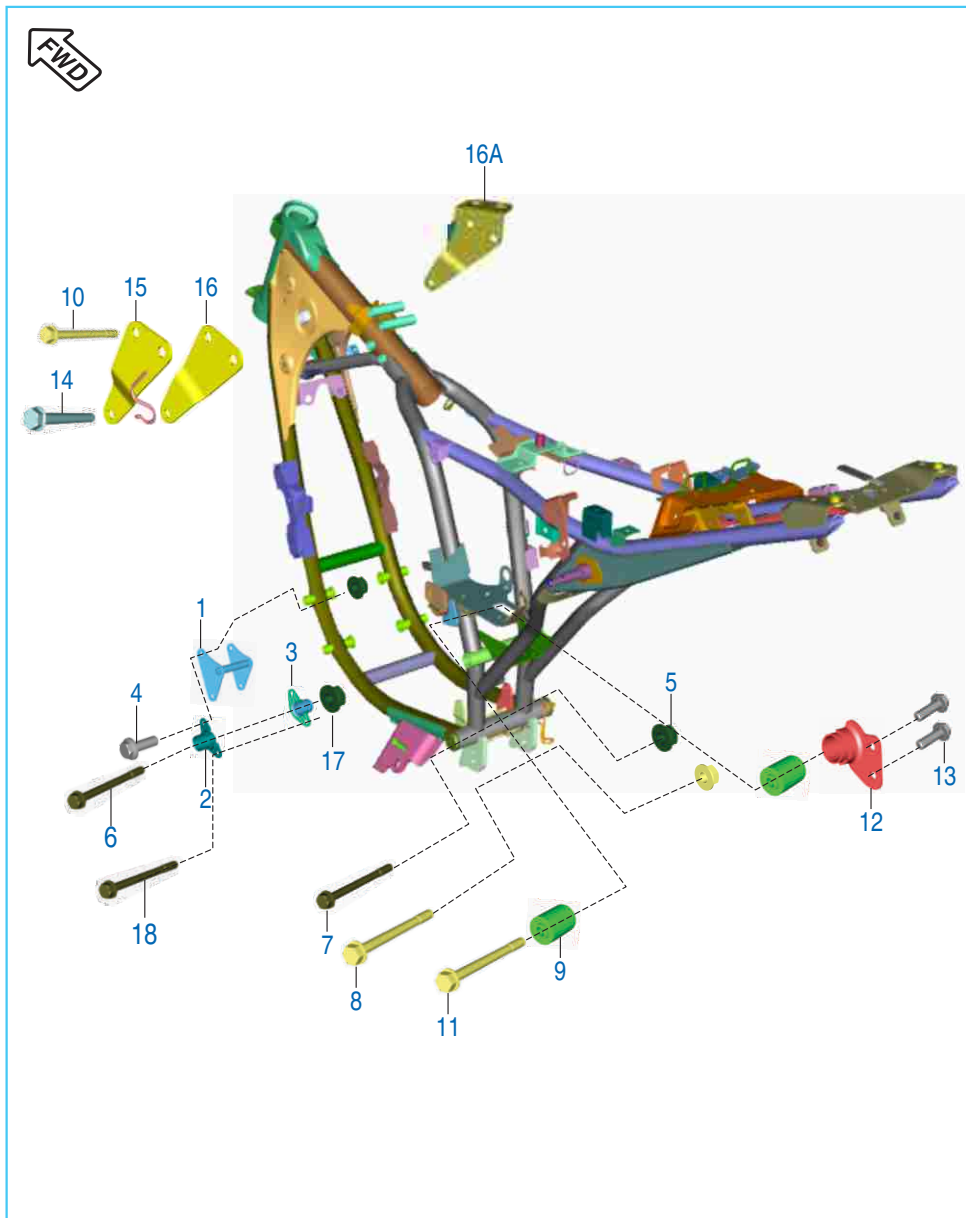
No.	Part No.	Description	Qty.	Remarks
1	DK 1015 95	Body Complete Starter Clutch	1	
2	DK 1016 05	Plate Roller Clutch	1	
3	JC 1011 12	Gear Starter Clutch (55T)	1	
4	DH 1015 38	Stopper plate	1	
	DH 1015 81	Plate starter clutch gear return	1	For ABS Model
5	DH 1013 85	Bolt	1	For Stopper Plate
6	DK 1011 76	Shaft Starter Counter	1	
7	DH 1011 72	Collar Starter Counter	1	
8	JC 1011 15	Gear Complete Starter Counter Assembly	1	
	JC 1011 45	Assembly gear starter counter (14T)	1	For ABS Model
9	59 2000 07	Needle Roller Bearing	1	
10	DH 1013 82	Bolt Socket M6	3	
	LA C001 51	Bolt socket - M5	3	For ABS Model
11	DH 1111 14	Motor Assembly Starter	1	
12	DS 1013 53	Bolt	2	
13	56 DJ4E 1Y	Cover Starter Motor	1	
14	DH 1013 89	Bolt socket	1	
	39 2285 01	Countersunk head screw	1	For ABS Model
15	DK 1015 96	Spring	5	
16	DH 1011 63	Roller	5	
17	JC 1011 14	Assly gear starter clutch	1	

Frame and Frame Fittings



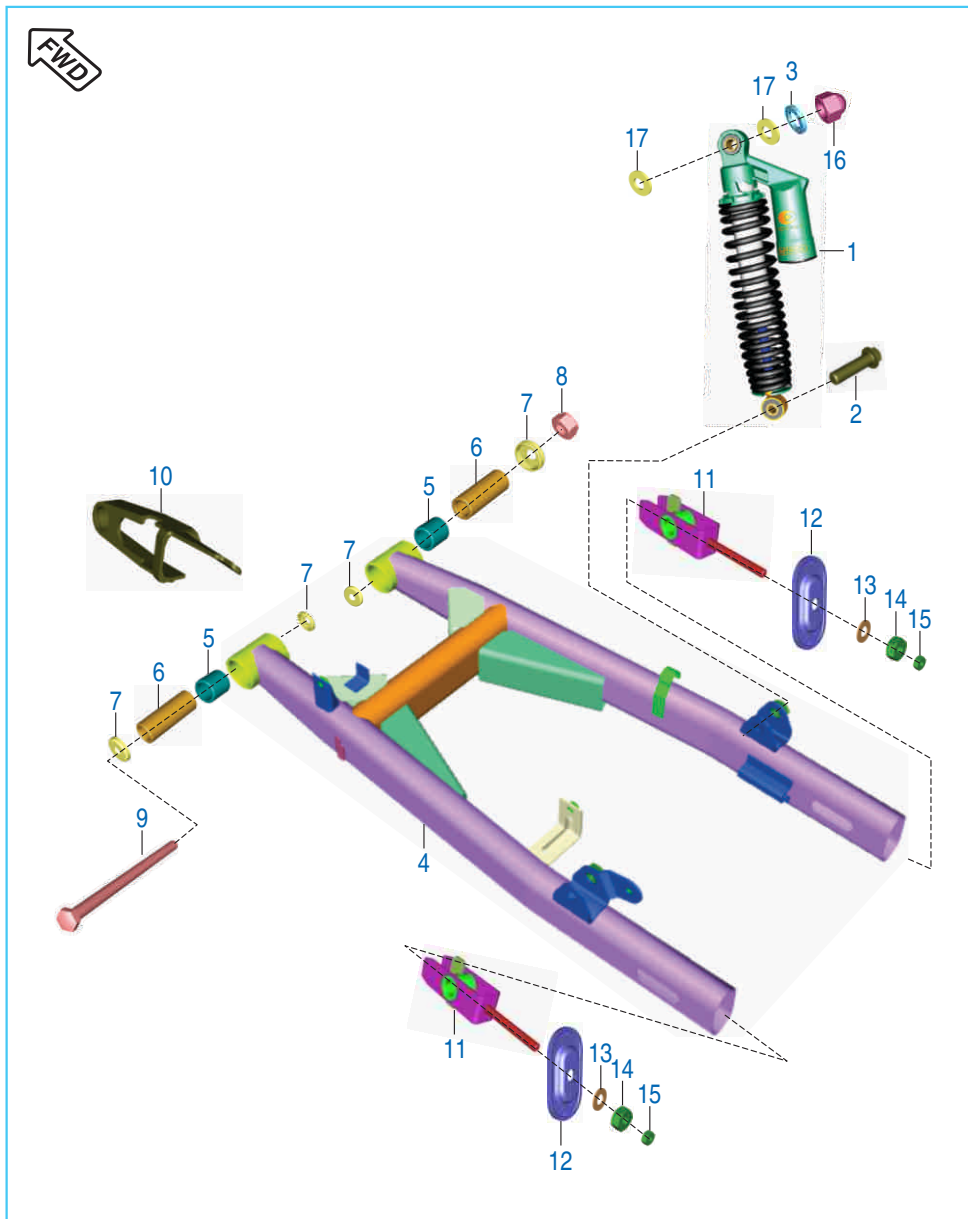
No.	Part No.	Description	Qty.	Remarks
1	DH 1616 16	Frame Assembly	1	
2	DK 1810 51	Cage steering bearing bottom	1	
3	DK 1810 75	Nut	1	
4	DK 1810 76	Cup steering	1	
5	36 JG00 11	Bearing Cone Kit	1	Refer Kit List
6	KM AA08 00	Ball Steel	39	
7	DK 1810 50	Cage steering bearing top	1	
8	DH 1611 12	Cup rear	2	For ABS Model
9	JL 1138 41	Clamp tie cable	1	For ABS Model
10	DJ 1614 41	Bracket assembly harness	1	For ABS Model
11	KA DA06 10	Bolt flanged	1	For ABS Model

Engine Mountings

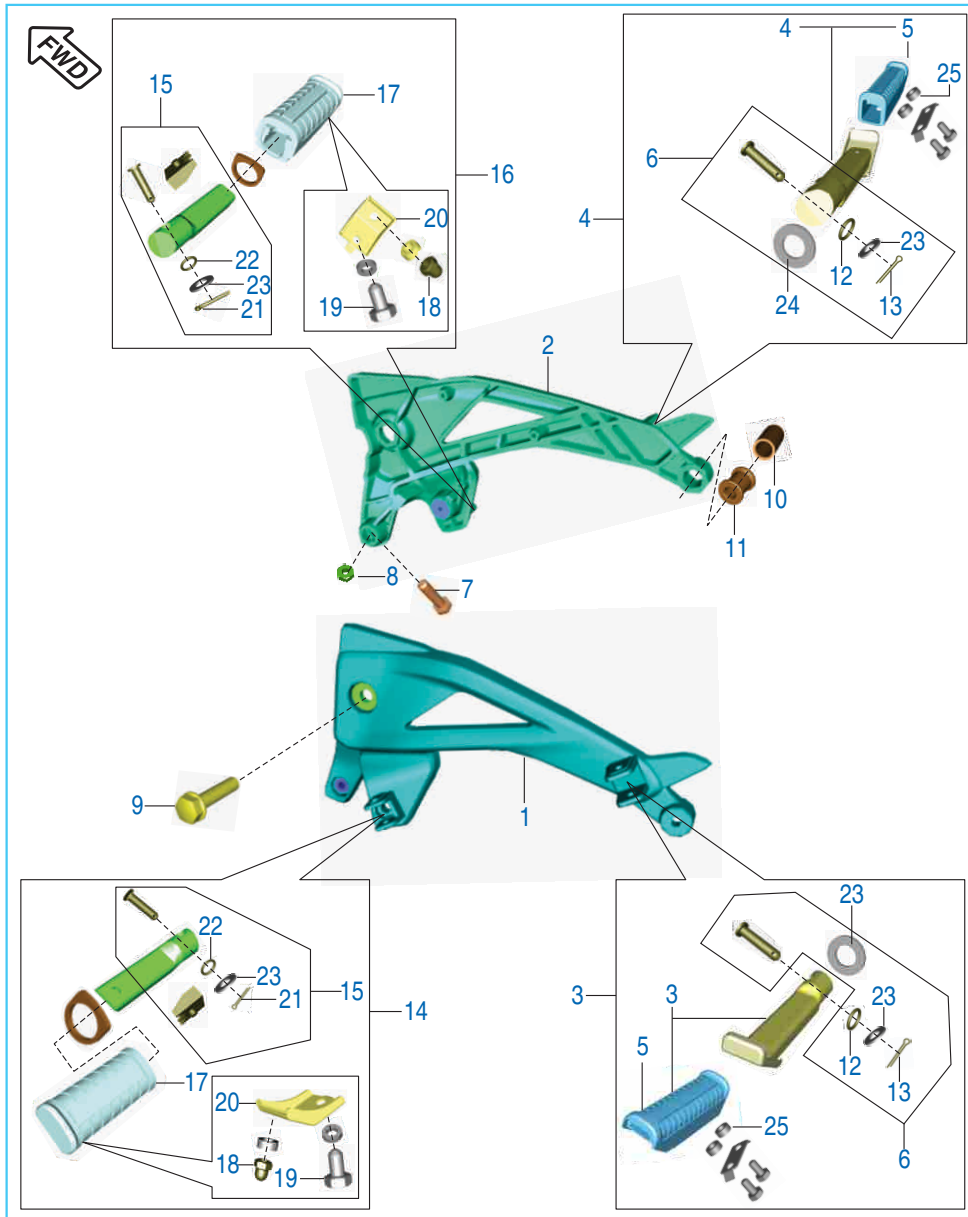


No.	Part No.	Description	Qty.	Remarks
1	DK 1610 96	Bracket Assembly Engine Mounting Front	2	
2	DH 1611 89	Bracket Complete LH Engine Mounting Frt.	1	
3	DH 1611 90	Bracket Complete RH Engine Mounting Frt.	1	
4	39 2312 04	Hex Hd Bolt / Flange - M8	4	
5	39 1970 15	Hex nut / flange - M8	8	
6	59 0400 43	Hex socket head cap bolt - M8 x 150L	1	
7	39 2157 04	Bolt Flanged	1	
8	39 2412 04	Bolt Flanged	1	Alt. 39 2311 04
9	DH 1611 61	Bush In Frame	1	
10	39 1967 04	Bolt	2	
11	59 0400 41	Hex Hd Bolt / Flange - M8 x 180L	1	
12	DK 1611 61	Bracket Complete RH Engine Rear	1	
13	39 2310 04	Flanged Bolt	2	
	KA DF08 25	Bolt flanged	2	For ABS Model
14	59 0400 17	Hex Hd Bolt Flanged - M8	1	
15	DK 1614 15	Assembly Engine Mounting Bracket Top LH	1	
16	DK 1614 16	Assembly Engine Mounting Bracket Top RH	1	
16A	DJ 1614 33	Hanger engine RH	1	For ABS Model
17	DH 1612 45	U Nut M8 x 1.25	3	For ABS Model
18	KA DF08 A0	Bolt flange - M8 x 1.25 x L100	3	For ABS Model

Swing Arm & Rear Shock Absorber



No.	Part No.	Description	Qty.	Remarks
1	DK 1710 14	Rear Shock Absorber	2	
2	DG 1710 38	Bolt Pre-coated	2	
3	39 1829 12	Spring Washer	2	
4	DK 1710 11	Swing Arm Assembly	1	
5	DG 1710 18	Swing Arm Bearing	2	
6	DK 1710 06	Collar Swing Arm	2	
7	DG 1710 19	Oil Seal Swing Arm	4	
8	DH 1710 19	'U' Nut Swing Arm	1	
9	DK 1710 03	Shaft Swing Arm	1	
10	DG 1710 34	Chain Slider	1	
11	DJ 1710 44	Adjuster Chain	2	
12	JM 1710 04	Plate Chain Adjuster	2	
13	39 1224 11	Plain Washer	2	
14	39 1997 15	Hexagon Nut	2	
15	DG 1710 22	Small nut	2	
16	39 2366 15	Domed Cap Nut - M12	2	
17	39 0714 11	Washer Plain	4	

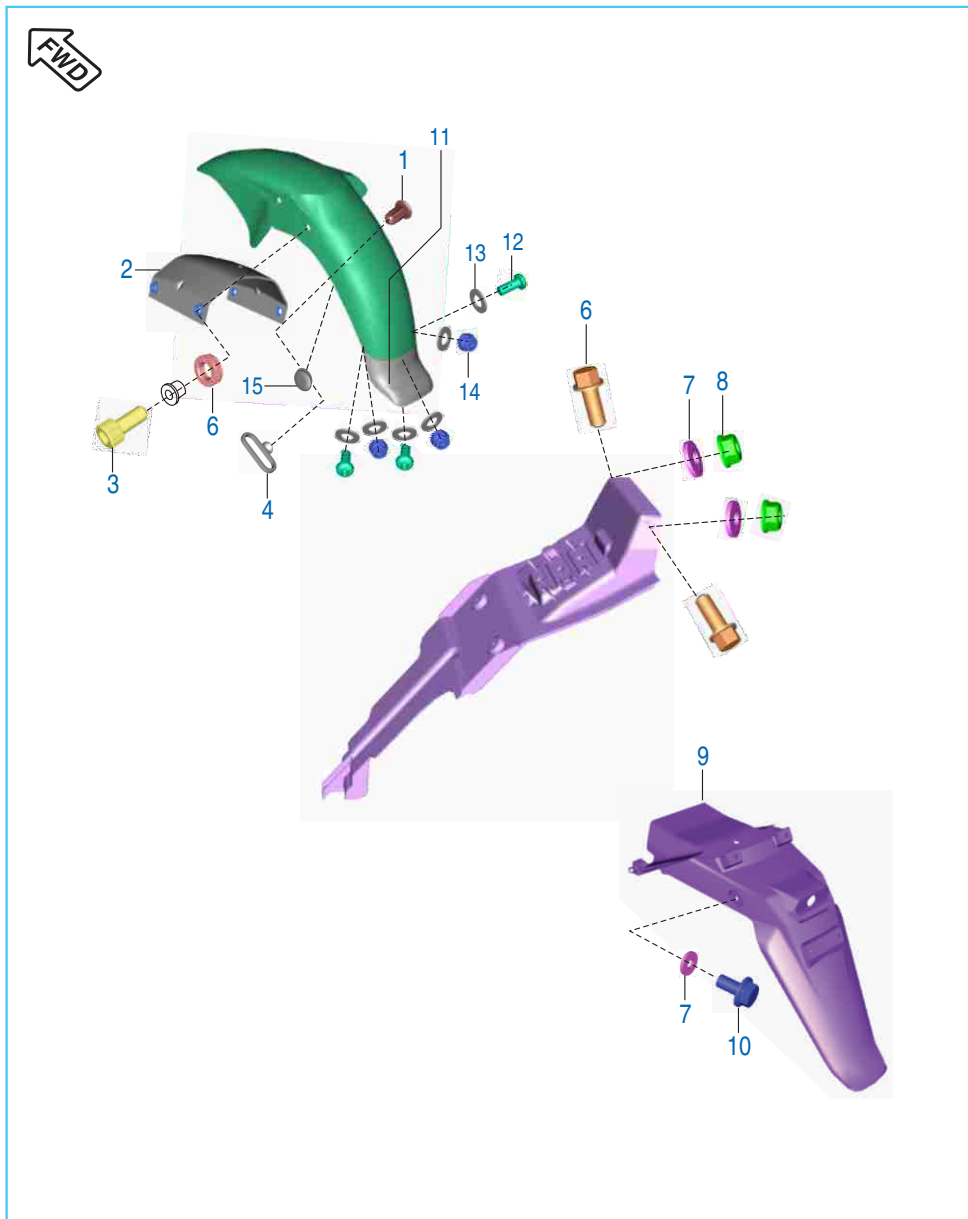


FWD Front Wheel Direction

Rider, Pillion Foot Rest & Step Holder

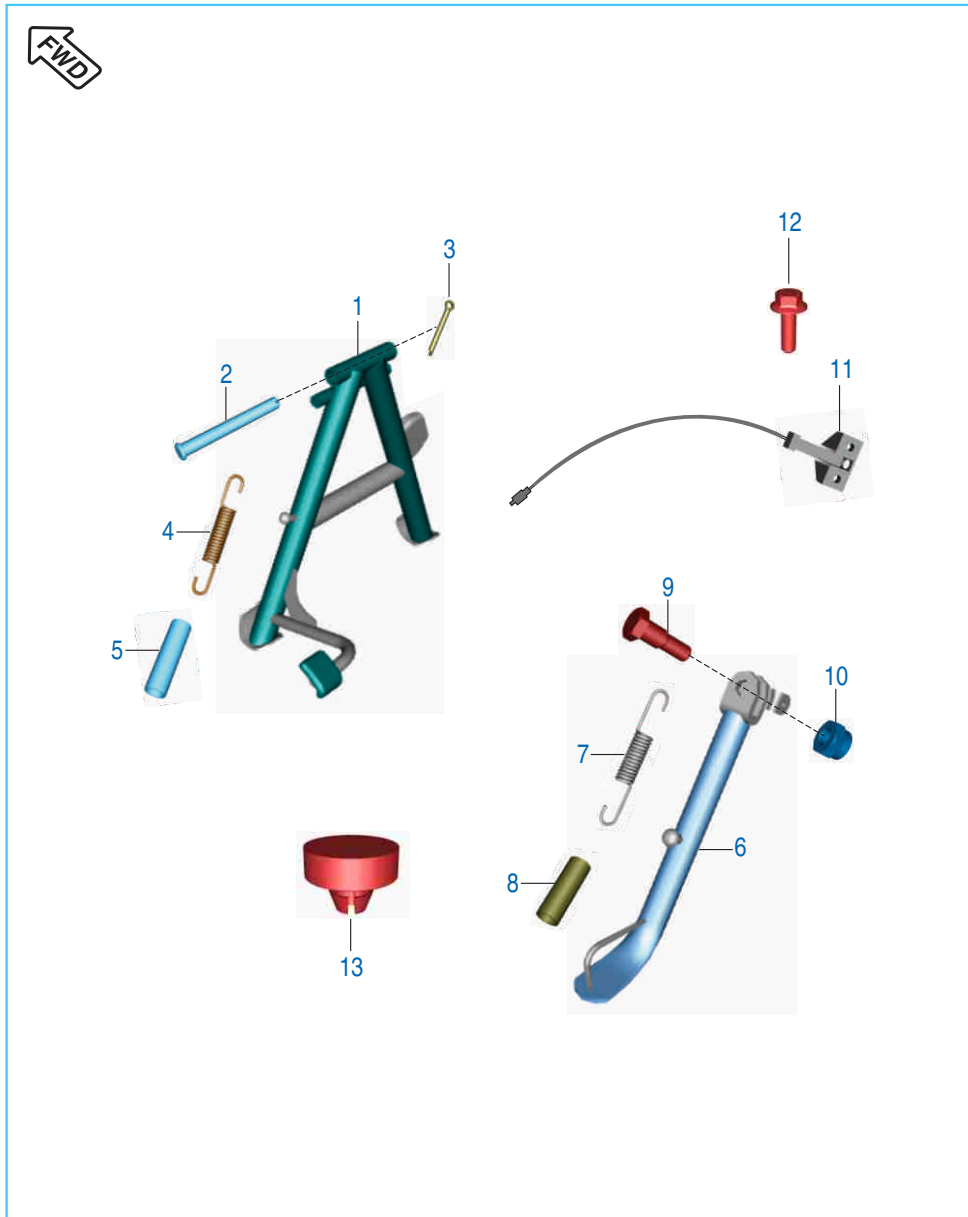
No.	Part No.	Description	Qty.	Remarks
1	56 DJ3X 1Y	Holder LH Step	1	
2	56 DJ3Y 1Y	Holder RH Step	1	
3	DJ 1611 28	Pillion Step Assembly Complete LH	1	
4	DJ 1611 29	Pillion Step Assembly Complete RH	1	
5	DJ 1611 22	Rubber Pillion Step	2	
6	36 DK00 13	Kit Hardware Pillion	2	
7	39 1069 01	Hexagon Head Screw	2	
8	39 0292 15	Nut	2	
9	39 1714 04	Flanged Bolt	2	
10	DH 1611 57	Tube Silencer Mounting	1	
11	DH 1611 55	Damper Silencer Mounting	1	
12	30 1410 31	Ring O	2	
13	KH AA32 25	Pin Cotter	2	
14	DJ 1611 26	Main Step LH Assembly	1	
15	36 DK00 13	Kit Hardware Main Step	2	
16	DJ 1611 27	Main Step RH Assembly	1	
17	DH 1610 53	Rubber Main Step	2	
18	39 0963 15	Domed Cap Nut M-8	2	
	DJ 1612 85	Special bolt main step	2	For ABS Model
19	22 1504 51	Bolt Hexagon Head	2	
20	DH 1610 56	Plate Complete Low Main step	2	
21	39 0784 08	Pin Split	2	
	KH AA25 20	Pin cotter (For Sr. No. 13 & 21)	4	For ABS Model
22	30 1410 31	O Ring	2	
23	KD AA08 16	Washer plain small	4	For ABS Model
24	DJ 1611 86	Washer	2	For ABS Model
25	DH 1611 00	Spacer main step	2	For ABS Model

Mudguard - Front & Rear




No.	Part No.	Description	Qty.	Remarks
1	DJ 1610 69	Nail For Cable Guide	1	
2	DK 1610 98	Brace Fender Front	1	
3	59 0400 40	Step Bolt	4	
	KA BA08 18	Bolt	4	From 06.04.2018
	KA AA08 18	Bolt	4	For ABS Model
4	DS 1611 25	Cable Guide	1	For Cables
5	DK 1613 38	Fender Rear Front	1	
6	39 1672 04	Flange Bolt M6	2	
	KA DD06 12	Bolt flanged	2	For ABS Model
7	39 0711 11	Plain Washer	4	
8	39 0798 15	Nut Hexagon With Flange M6	2	
9	DK 1610 85	Fender Rear	1	
10	39 1680 04	Flange Bolt	2	
	KA DD06 20	Bolt flange	2	For ABS Model
11	DK 1611 98	Mud flap front	1	For ABS Model
12	KB BC05 12	Screw pan cross	3	For ABS Model
13	KD AA05 10	Washer plain small	6	For ABS Model
14	39 0326 15	Nut nyloc - M5 x 0.8	3	For ABS Model
15	DT 1814 33	Plug front fender rear	1	For ABS Model

Center & Side Stand Assembly



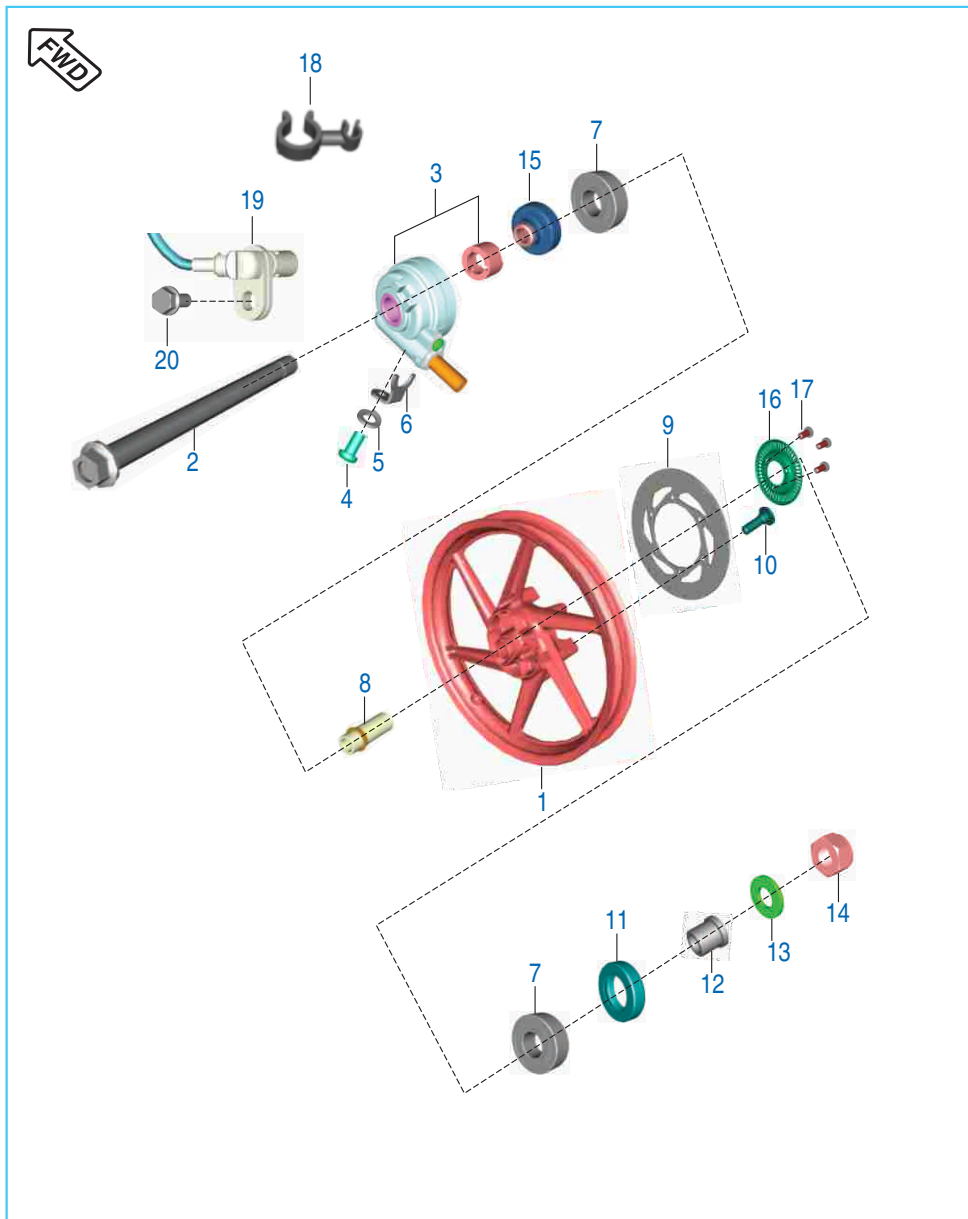
No.	Part No.	Description	Qty.	Remarks
1	DK 1611 22	Stand Center	1	
2	30 1611 57	Shaft Stand	1	
3	39 0787 08	Pin Cotter	1	
	KH AA32 25	Pin Cotter	1	For ABS Model
4	DH 1611 21	Spring Main Stand	1	
5	DH 1612 39	Cover Spring Center Stand	1	
6	JC 1610 17	Stand Side	1	
7	DH 1610 66	Spring Side Stand	1	
8	DH 1611 46	Cover Spring Side Stand	1	
9	DF 1611 02	Bolt	1	
10	39 0422 15	Nut Nyloc M10	1	
	LC H000 01	Nut nyloc - M10	1	For ABS Model
11	JC 2010 39	Side Stand Switch	1	
12	39 2060 04	Flanged Bolt M5	2	
	KA DS05 16	Bolt flange - M5	2	For ABS Model
13	DH 2010 65	Magnet Assembly	1	

Tube / Tyre / Rim



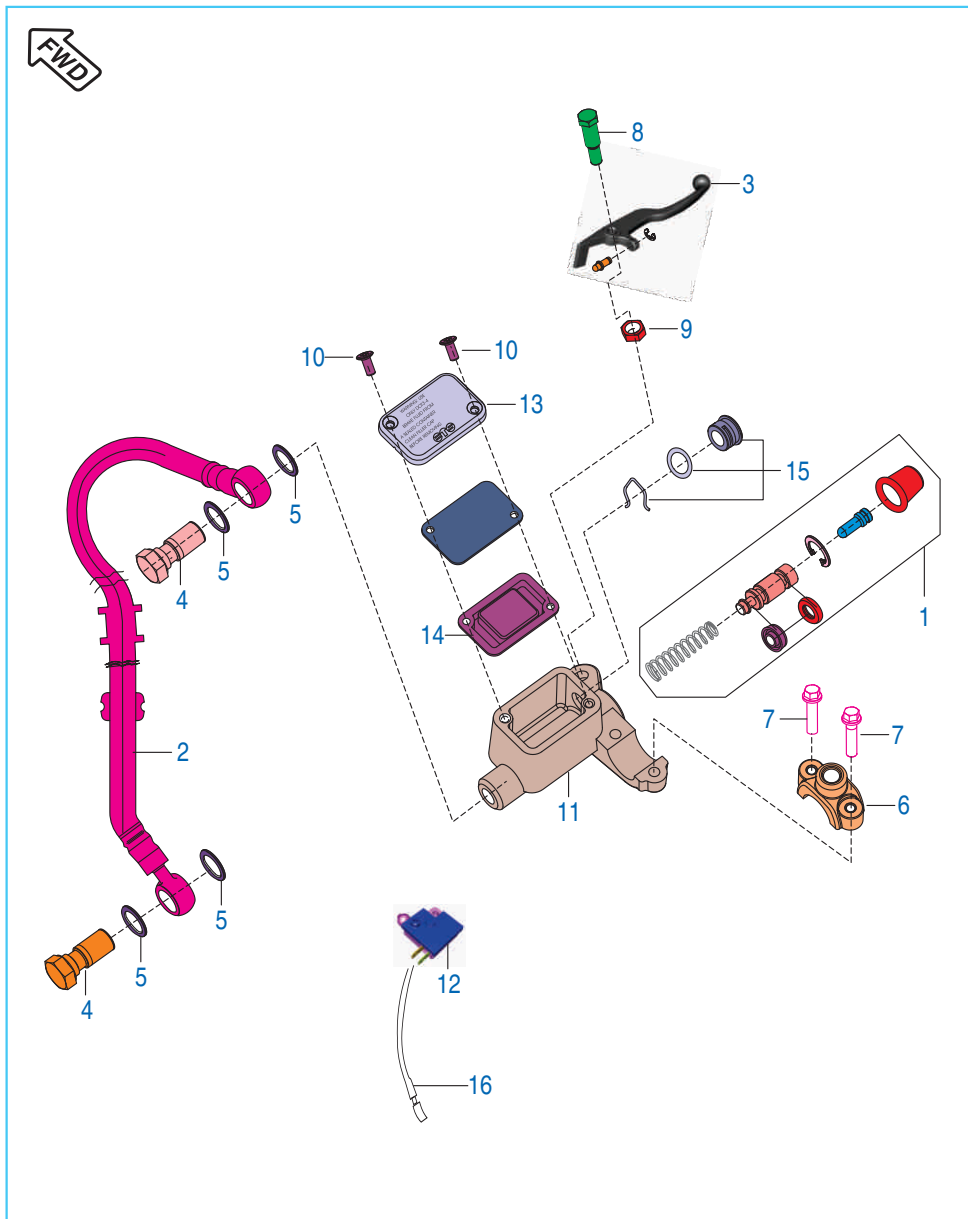
No.	Part No.	Description	Qty.	Remarks
1	JC 1510 13	Wheel Rim Front 1.85 x 17	1	
2	DK 1510 39	Tyre Front Tubeless	1	Not Serviceable
3	DK 1510 50	Wheel Rim Rear 2.5 x 17	1	
4	DK 1510 40	Tyre Rear Tubeless	1	Not Serviceable
5	DK 1510 26	Valve Tubeless Tyre	2	

Front Wheel Assembly



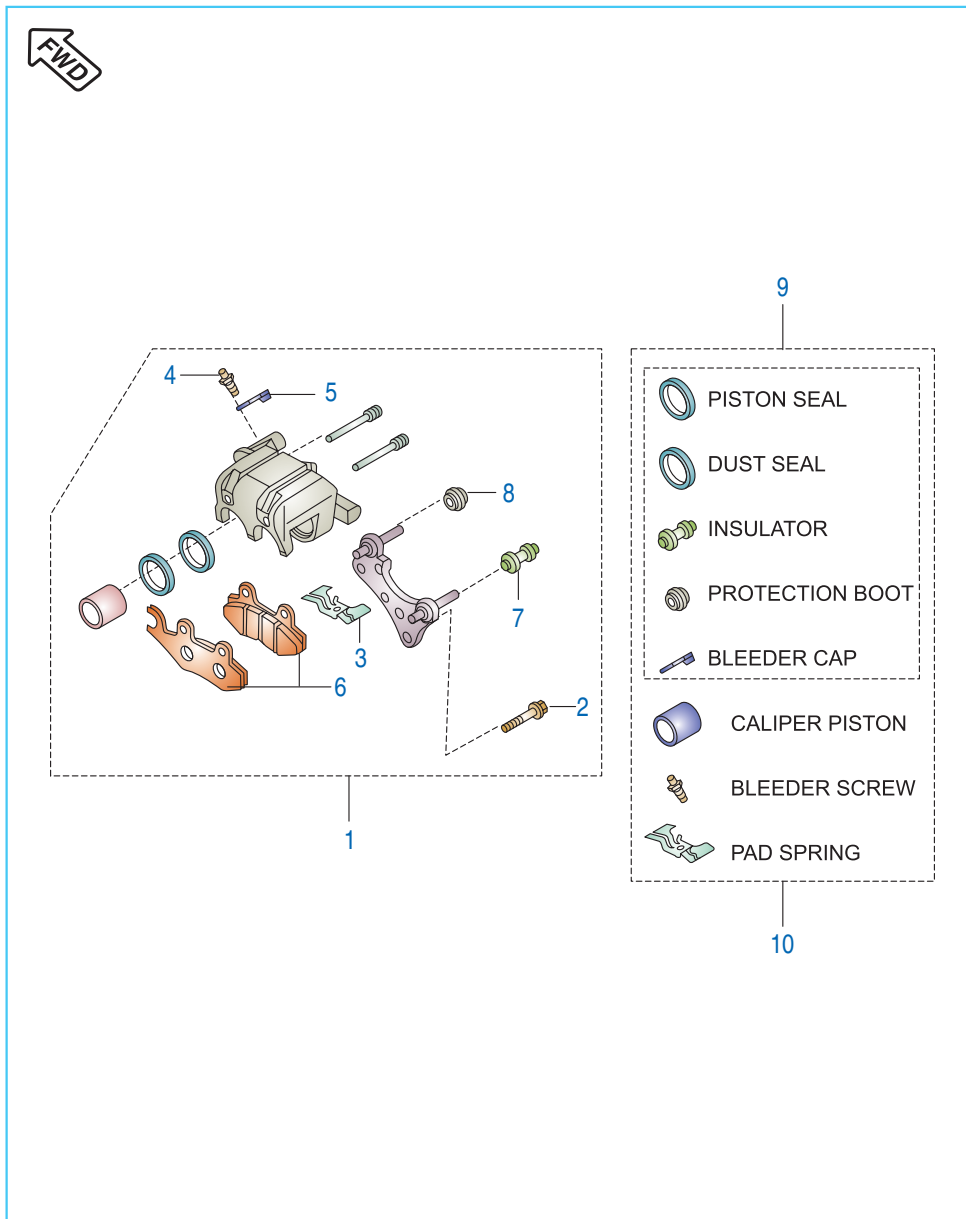
No.	Part No.	Description	Qty.	Remarks
1	JC 1510 13	Wheel Rim Front 1.85 x 17	1	
2	DK 1510 95	Front Axle	1	
3	JC 1510 20	Case Meter Speed Sensor	1	
4	KB BA04 08	Screw Pan Cross	1	
5	KD DB04 08	Washer Spring Thin	1	
6	JC 2010 46	Stopper plate	1	
7	KP BC62 02	Bearing Ball	2	
8	DK 1510 28	Spacer Assembly	1	
9	DK 1510 27	Disc	1	
	DK 1510 96	Disc Black Colour	1	
	DK 1511 09	Disc brake DIA 280	1	For ABS Model
10	DG 1510 49	Bolt	6	
	JD 1318 11	Bolt	6	
11	DG 1510 05	Seal Oil	1	
12	DG 1510 07	Collar	1	
13	DG 1510 08	Plain Washer	1	
14	DH 1710 19	U Nut	1	
15	DT 1310 17	Collar assembly wheel front	1	For ABS Model
16	PD 1318 35	Disc sensor speed front	1	For ABS Model
17	JG 1312 20	Screw pan cross - M6 x 1 x L12	3	For ABS Model
18	JH 1318 84	Clip harness speed sensor	1	For ABS Model
19	DK 2011 64	Sensor speed wheel	1	For ABS Model
20	KA DT06 14	Bolt flanged - M6	1	For ABS Model

Front Master Cylinder Assembly



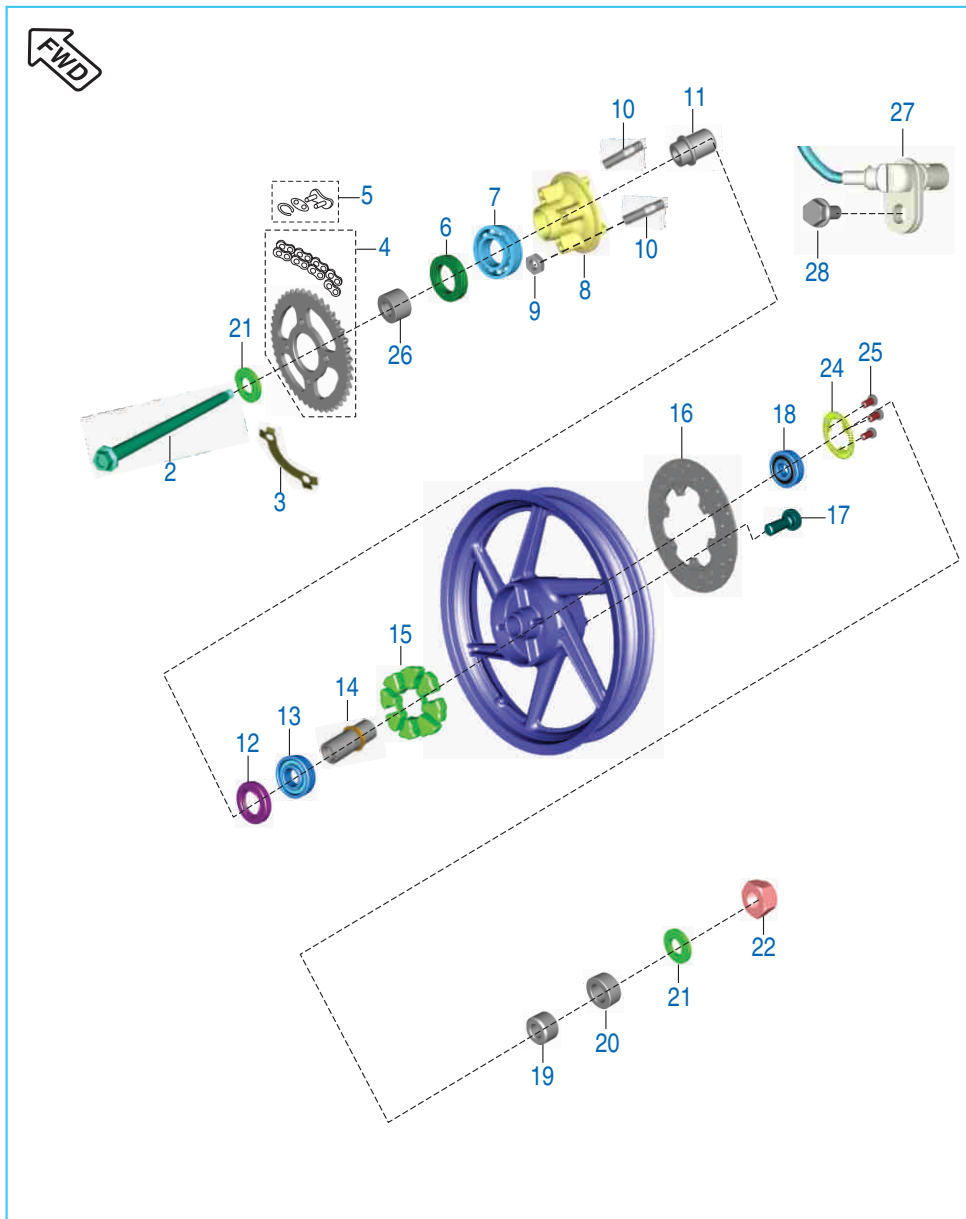
No.	Part No.	Description	Qty.	Remarks
1	36 JF00 18	Major Kit - Master Cylinder	1	Endurance Make
	36 DH40 48	Major Kit - Master Cylinder	1	Brembo Make
	36 PD00 50	Kit Major Master Cylinder & Grease	1	For ABS model
2	DJ 1510 76	Hose Assembly	1	
3	DJ 1910 57	Brake Lever	1	
4	DK 1510 69	Banjo Bolt	2	
5	DE 1910 10	Washer Copper	4	
6	DJ 1910 27	Clamp Holder RH	1	Endurance Make
	DE 1910 33	Clamp Holder RH	1	Brembo Make
7	DJ 1910 28	Bolt	2	
	DH 1510 39	Bolt flange :- re-coated (M8)	2	For ABS Model
8	DJ 1910 29	Bolt Front Brake Lever	1	
9	DJ 1910 30	Nut Flanged	1	
10	DJ 1910 31	Screw	2	
11	DJ 1910 56	Master Cylinder Assembly With Lever	1	
	JH 1318 55	Master cylinder front	1	For ABS Model
12	DJ 2011 09	Front Brake Switch (Minda)	1	
13	DJ 1910 34	Reservoir Cover	1	
13A	DH 1910 60	Reservoir Cover	1	Endurance Make
14	DJ 1910 35	Diaphragm	1	Endurance Make
	DE 1910 28	Diaphragm	1	Brembo Make
15	DH 1910 62	Oil Window Kit	1	Endurance Make
	DE 1910 36	Oil Window	1	Brembo Make
16	DJ 2011 08	Cable Assembly for switch	1	

Front Brake - Caliper & Disc



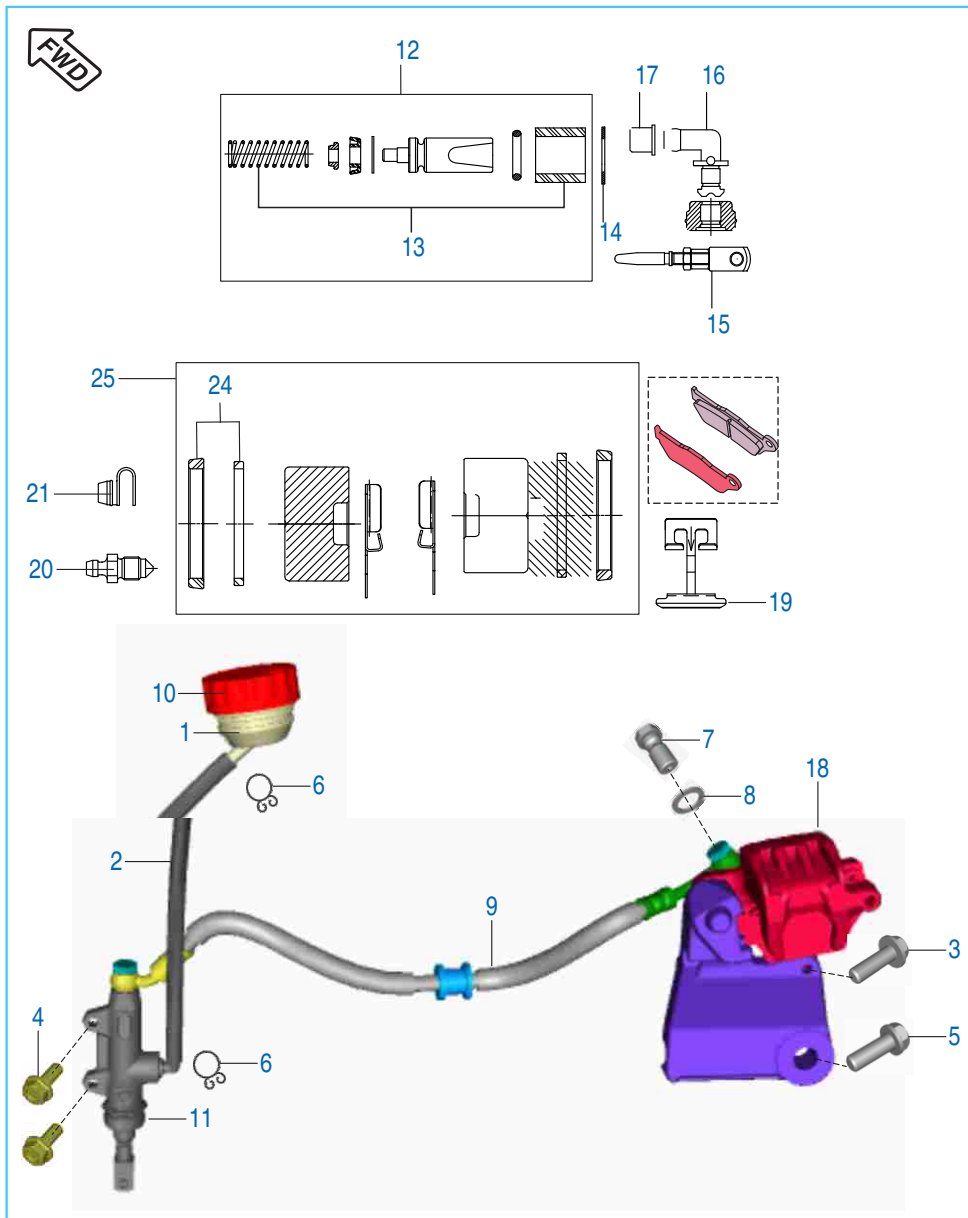
No.	Part No.	Description	Qty.	Remarks
1	JF 1318 06	Caliper Assembly Front	1	
	PD 1318 53	Caliper Assembly Front	1	Black colour
	PD 1318 24	Caliper assembly front ABS	1	For ABS Model
2	39 2121 04	Bolt Flanged	2	
3	DE 1510 48	Spring Pad	1	
4	DE 1510 46	Bleeder Screw	1	
5	DE 1510 47	Bleeder Cap	1	
6	JW 1318 07	Disc Pad Set	1	Endurance Make
	DE 1510 37	Disc Pad Set	1	Brembo Make
7	DE 1510 43	Insulator	1	
8	DE 1510 45	Protection Boot	1	
9	36 JF00 15	Minor Kit - Caliper	1	Endurance Make
	36 DK00 65	Minor Kit - Caliper	1	Brembo Make
10	36 JF00 16	Major Kit - Caliper	1	Endurance Make
	36 DK00 66	Major Kit - Caliper	1	Brembo Make
11	36 JF00 17	Caliper Mini Kit	1	Endurance Make
12	JW 1318 10	Anchor Pin Kit	1	Endurance Make

Rear Wheel Assembly



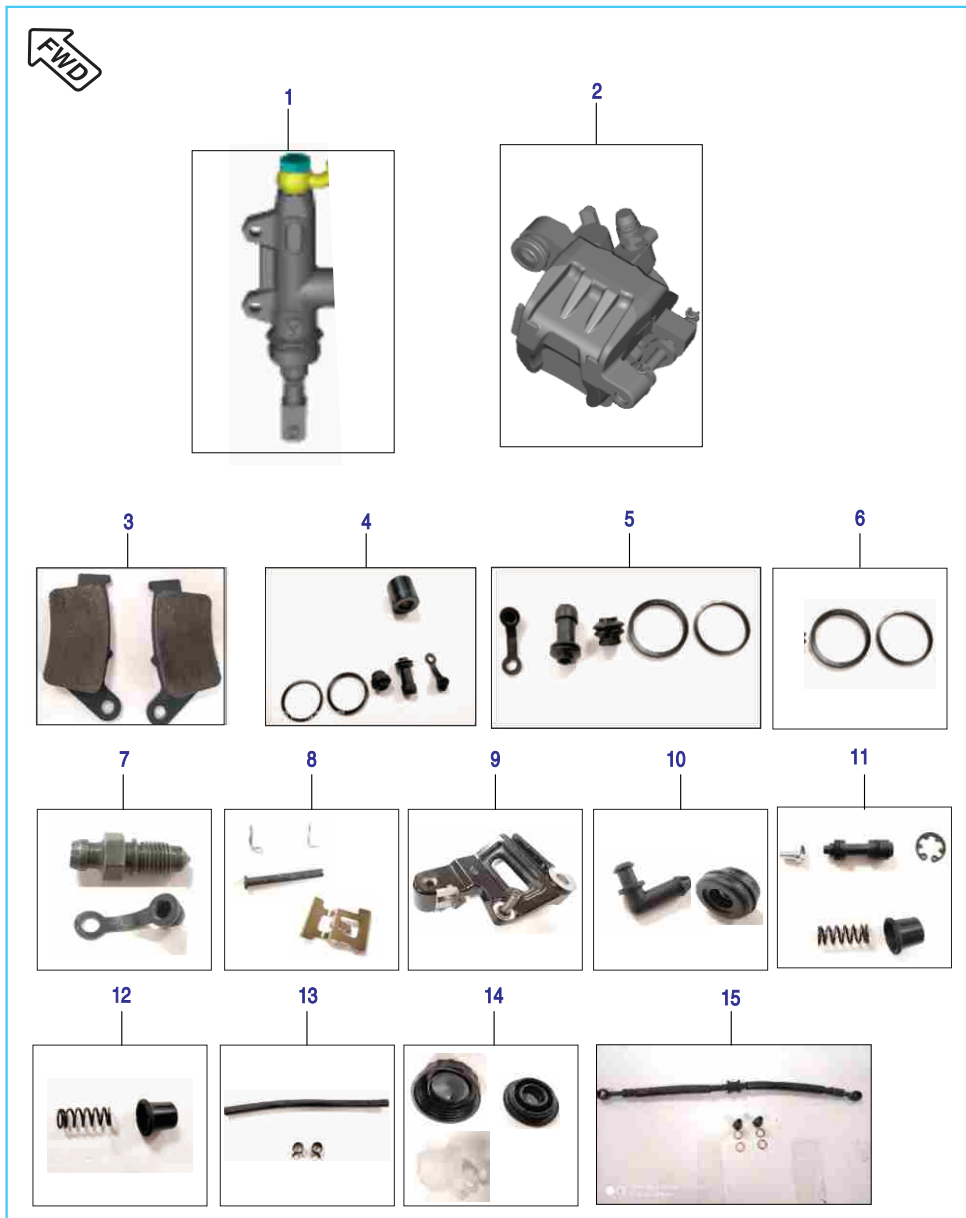
No.	Part No.	Description	Qty.	Remarks
1	DK 1510 50	Wheel Rim Rear 2.5 x 17	1	
2	DK 1510 09	Axel rear	1	
3	PF 1312 20	Washer for rubber	2	
4	36 DH41 54	Kit Chain sprocket	1	Refer Kit List
5	DK 1510 36	Drive chain lock	1	
6	DK 1510 12	Oil Seal	1	
7	DK 1510 13	Ball Bearing	1	
8	JC 1510 16	Coupling	1	
9	LC B000 04	Nut hexagon - M10 x 1.25	4	For ABS Model
	LC B000 05	Nut hex A/F 17 M10	4	For ABS Model
10	JG 1312 17	Stud	4	For ABS Model
	DS 1510 73	Stud - M10 x 1.25	4	For ABS Model
11	DK 1510 15	Sleeve	1	
12	30 1510 82	Seal oil	1	
13	KP BC62 02	Ball bearing	1	
14	DK 1510 22	Collar bearing Assembly	1	
15	JG 1312 19	Coupling rubber	1	
16	DK 1510 24	Rear Disc Silver	1	
	DK 1510 97	Rear Disc Black Colour	1	
17	39 2038 04	Hexagon Socket Head Bolt - M6	6	For ABS Model
	DH 1510 40	Bolt socket - M6 x 1 x L16	6	For ABS Model
18	KP BC63 02	Ball bearing	1	
19	DK 1510 81	Spacer I	1	
20	DK 1510 82	Spacer II	1	
21	DG 1510 08	Washer	2	
22	DH 1710 19	"U" nut	1	
23	DK 1510 14	Spacer For Coupling	1	
24	JU 1318 02	Sensor disc rear	1	For ABS Model
25	JG 1312 20	Screw pan cross - M6 x 1 x L12	3	For ABS Model
26	DK 1510 14	Spacer for coupling	1	For ABS Model
27	DK 2011 64	Sensor speed wheel	1	For ABS Model
28	KA DT06 14	Bolt flanged - M6 x 1 x L 14	1	For ABS Model

Rear Master Cylinder & Caliper - Brembo Make



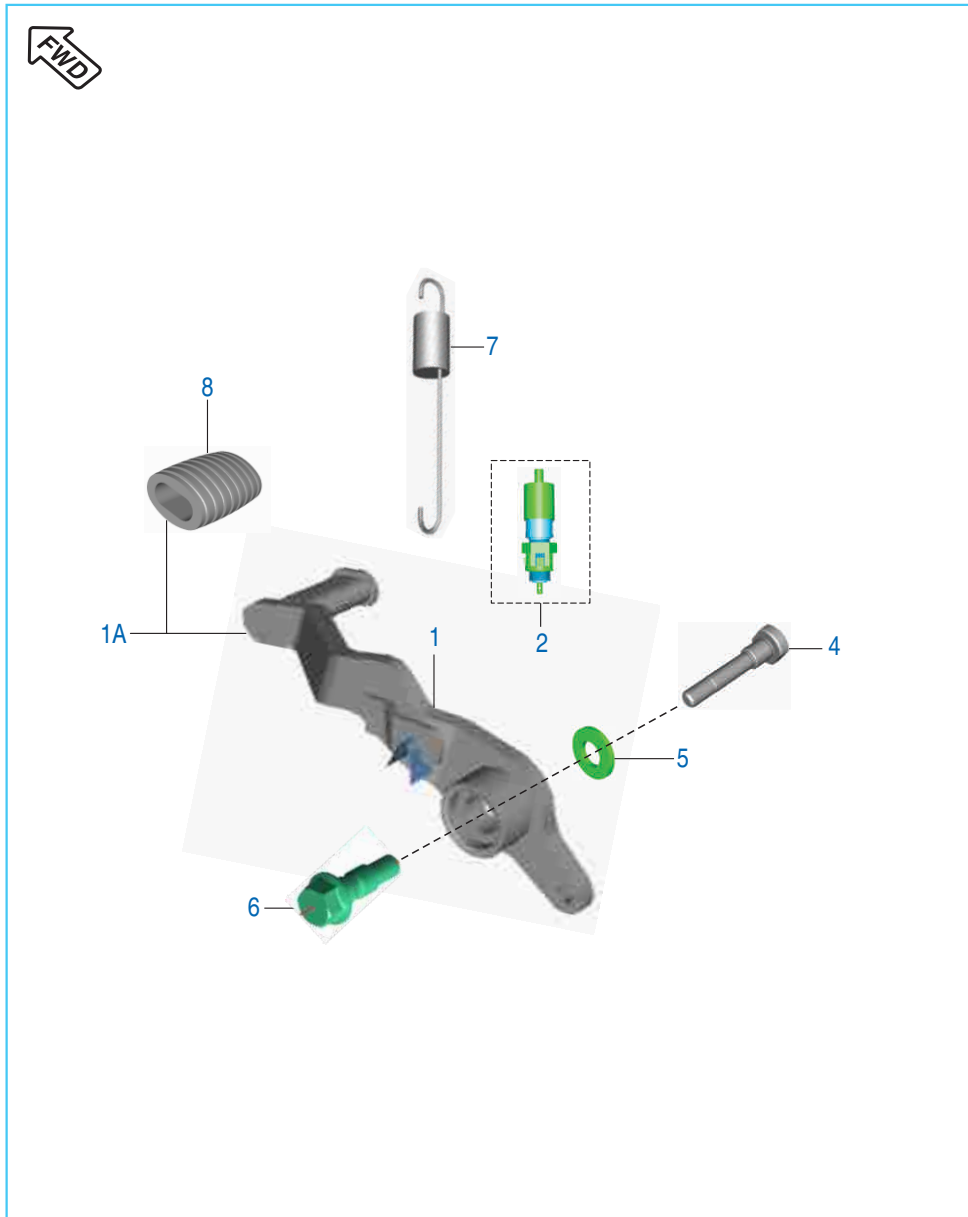
No.	Part No.	Description	Qty.	Remarks
1	DK 1510 33	Reservoir Rear Disc Brake	1	
2	DK 1510 34	Reservoir Tube Rear Disc	1	
3	39 2310 04	Flange Bolt	2	
	KA EA06 12	Bolt flanged small	2	For ABS Model
4	LA D000 77	Bolt flange - M6	2	For ABS Model
5	39 2481 04	Bolt Hexagon Head With Flange M8	1	
6	DK 1510 63	Clip For Reservoir Tube	2	
7	DK 1510 69	Banjo Bolt	2	
8	DE 1910 10	Copper Washer	4	
9	DK 1510 84	Hose Brake Rear	1	
10	DK 1510 45	Reservoir Cap	1	
11	DK 1510 31	Master Cylinder	1	
12	36 DK00 69	Major kit Master Cylinder	1	
13	36 DK00 70	Minor kit Master Cylinder	1	
14	DK 1510 78	Circlip	1	
15	36 DK00 71	Push Rod	1	
16	DK 1510 76	Connector	1	
17	DK 1510 77	Cap	1	
18	DK 1510 83	Caliper Assembly. Rear	1	
19	DK 1510 41	Spring Pad	1	
20	DE 1510 46	Bleeder Screw	1	
21	DE 1510 47	Bleeder cap	1	
22	DK 1510 85	Disc Pad Set	1	
23	DK 1510 88	Piston Kit (major kit) floating caliper	1	
24	36 DK00 67	Kit Caliper Minor with Grease	1	
25	36 DK00 68	Kit Caliper Major with Grease	1	

Rear Master Cylinder & Caliper - Endurance Make



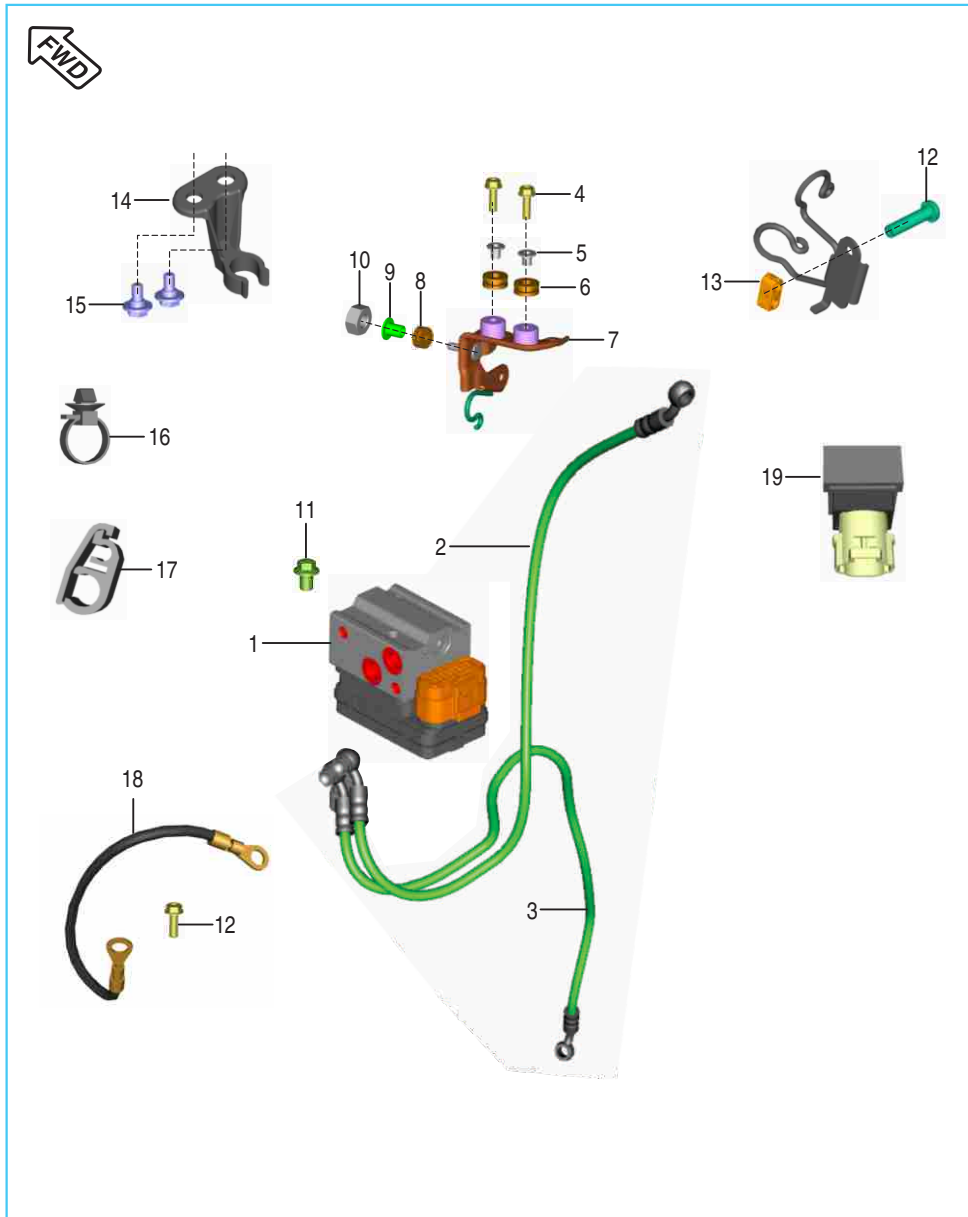
No.	Part No.	Description	Qty.	Remarks
1	DK 1510 31	Master Cylinder	1	
2	DJ 1511 37	Caliper Assembly Rear	1	
	JR 1318 29	Caliper Assembly Rear	1	Black colour
3	36 DH41 74	Disc Pad Set Rear Caliper Endu	1	
4	36 DH41 75	Major Kit Rear Caliper Endu	1	
5	36 DH41 77	Kit Minor Rear Caliper Endu	1	
6	36 DH41 76	Kit Piston Seal Rear Caliper Endu	1	
7	36 DH41 78	Kit Bleeder Screw Endu	1	
8	36 DH41 79	Kit Caliper Hardwares Endu	1	
9	36 DH41 80	Kit Holder Bracket Caliper Endu	1	
10	36 DH41 81	Kit Filler & Protection Cap	1	
11	36 DH41 72	Major kit rear mst cylinder endu	1	
12	36 DH41 73	Minor kit rear mst cylinder endu	1	
13	36 DH41 82	Kit Reservoir Tube	1	
14	36 DH41 83	Kit Reservoir	1	
15	36 DH41 84	Kit Brake Hose Endu	1	
16	DK 1510 69	Banjo Bolt	2	
17	DE 1910 10	Copper Washer	4	

Rear Brake Pedal



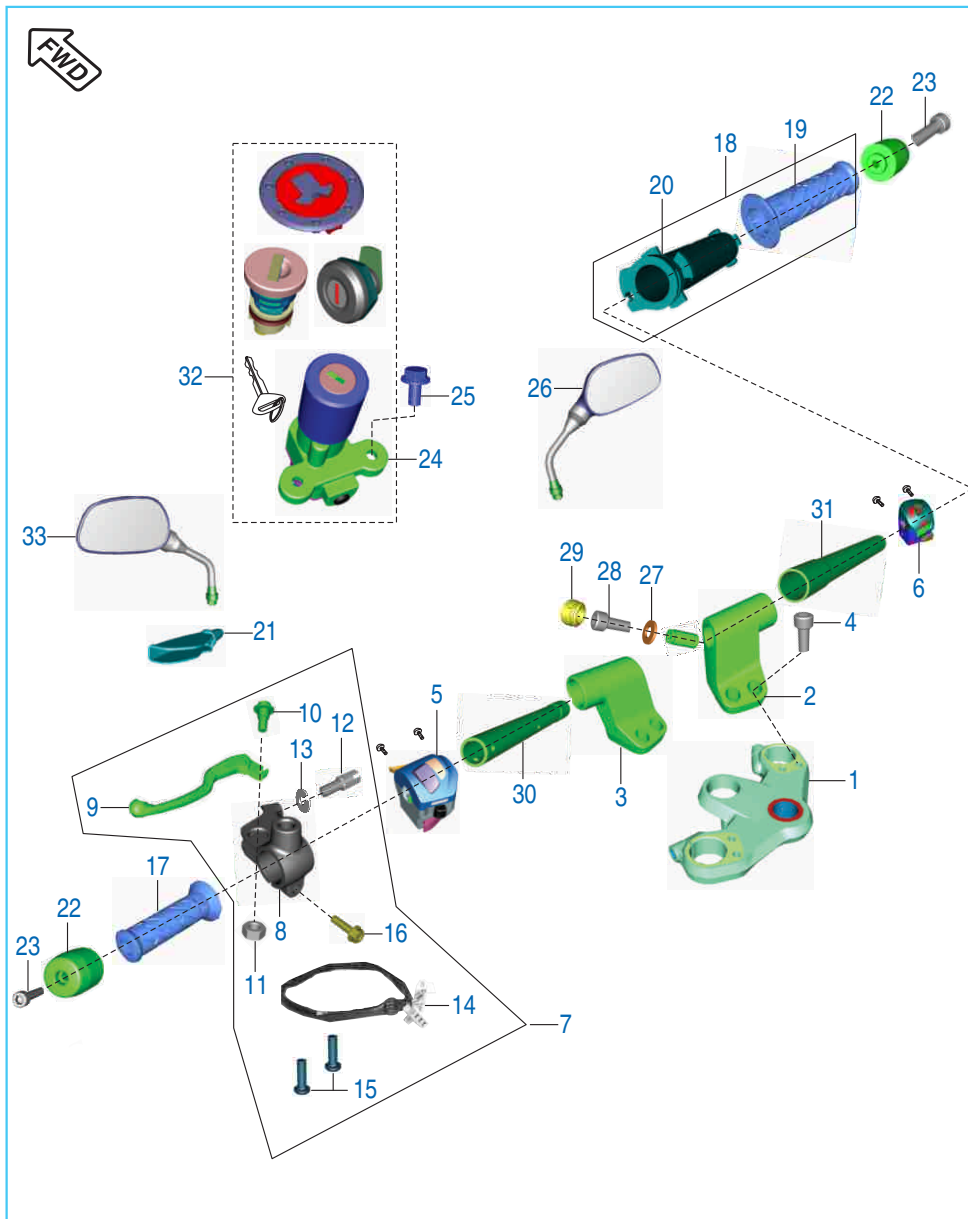
No.	Part No.	Description	Qty.	Remarks
1	DK 1910 12	Lever Brake Pedal	1	
	DK 1910 42	Assembly pedal brake	1	For ABS Model
2	DJ 2012 53	Brake Switch Rear	1	
	31 2010 79	Rear brake switch	1	For ABS Model
3	DG 1013 39	Damper	1	
4	DK 1011 86	Bolt Pivot Lever Change	1	
5	DK 1011 85	Washer Pivot Bolt	1	
6	DK 1011 87	Collar Pivot Bolt	1	
7	DK 1910 13	Spring Brake Pedal	1	

Anti Lock Braking System (ABS)



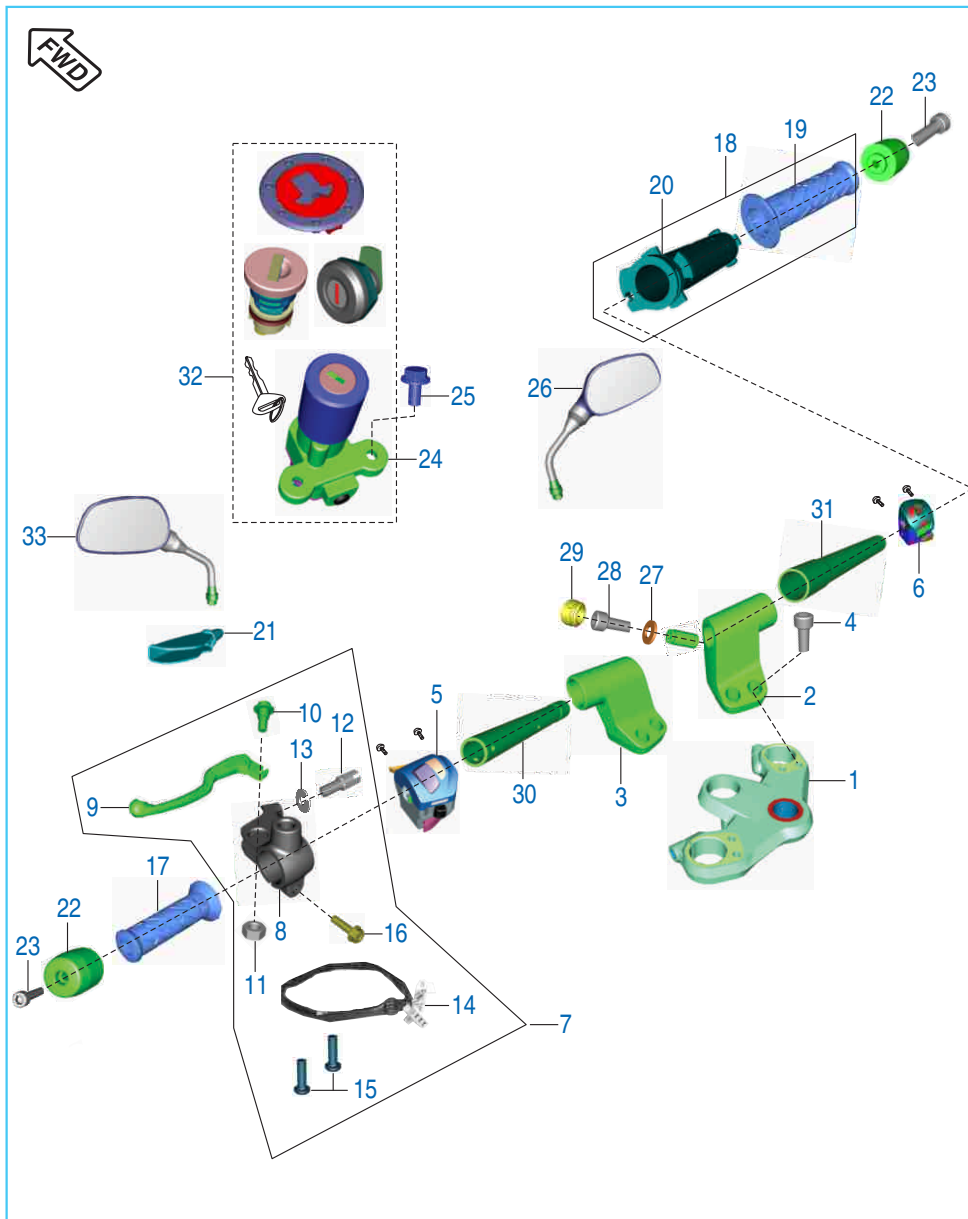
No.	Part No.	Description	Qty.	Remarks
1	DK 1511 11	Unit ABS	1	
2	36 DK01 86	Hose cylinder master front to Unit ABS	1	
3	36 DK01 87	Hose unit ABS to Caliper front	1	
4	KA DF06 20	Bolt Flanged	2	
5	JC 1410 16	Collar tank cover	2	
6	JP 1710 51	Grommet	2	
7	DK 1614 36	Bracket Unit ABS	1	
8	GL 1138 12	Grommet CC unit mtg	1	
9	GL 1138 11	Sleeve CC unit mtg	1	
10	KC AA06 05	Nut hex thick	1	
11	KA EF06 08	Bolt Flange	3	
12	KA ED06 10	Bolt flanged small	1	
13	DT 1318 75	Clamp brake hose	1	
14	DK 1811 07	Clamp hose brake	1	
15	JG 1812 55	Step bolt	2	
16	60 1114 20	Cable tie lock	1	
17	JF 1318 71	Clip separator	1	
18	JP 4022 21	Cable earth ABS	1	
19	JG 4020 05	Unit can termination	1	

Handle Bar



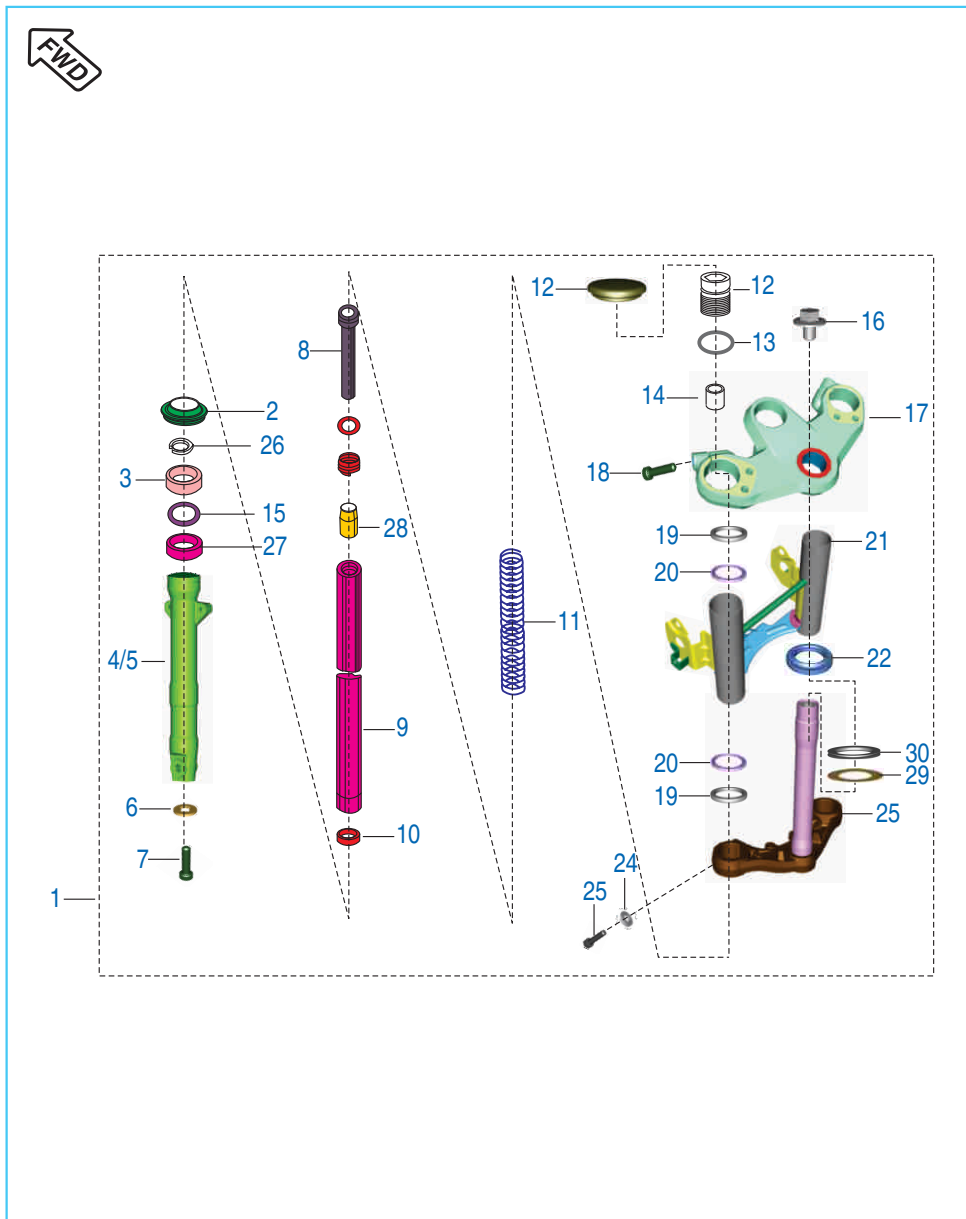
No.	Part No.	Description	Qty.	Remarks
1	56 DK33 Y9	Upper Bracket	1	
2	56 DK31 Y9	Holder handle RH Black	1	
3	56 DK32 Y9	Holder handle LH Black	1	
4	DG 1810 08	Socket Bolt	4	
	LA C000 59	BOLT SOCKET - M8 x 1.25 x L25	4	For ABS Model
5	JF 4014 00	Control Switch LH	1	
	DH 2011 11	Switch control LH	1	For ABS Model
6	JD 4014 00	Control Switch RH	1	
	DH 2011 12	Switch control RH	1	For ABS Model
7	DJ 1910 82	Lever & Support Holder Assembly	1	
8	DJ 1910 81	Holder LH	1	
9	DJ 1910 83	Lever LH	1	
10	DL 1910 14	Stud Lever Handle	1	
11	39 1184 15	Nyloc Nut - M5 x 0.8	1	
12	36 DU19 01	Cable Adjust Kit	1	
13	30 1910 17	Check Nut	1	
14	DJ 2012 46	Clutch Switch	1	
15	LB U000 12	Screw For Clutch Switch	2	
16	KA DD06 25	Bolt Flanged	1	
17	DH 1910 07	Hand Grip LH	1	
18	DH 1910 14	Grip Assembly RH	1	
19	DH 1910 08	Hand Grip RH	1	
20	DH 1910 17	Pipe throttle	1	

Handle Bar



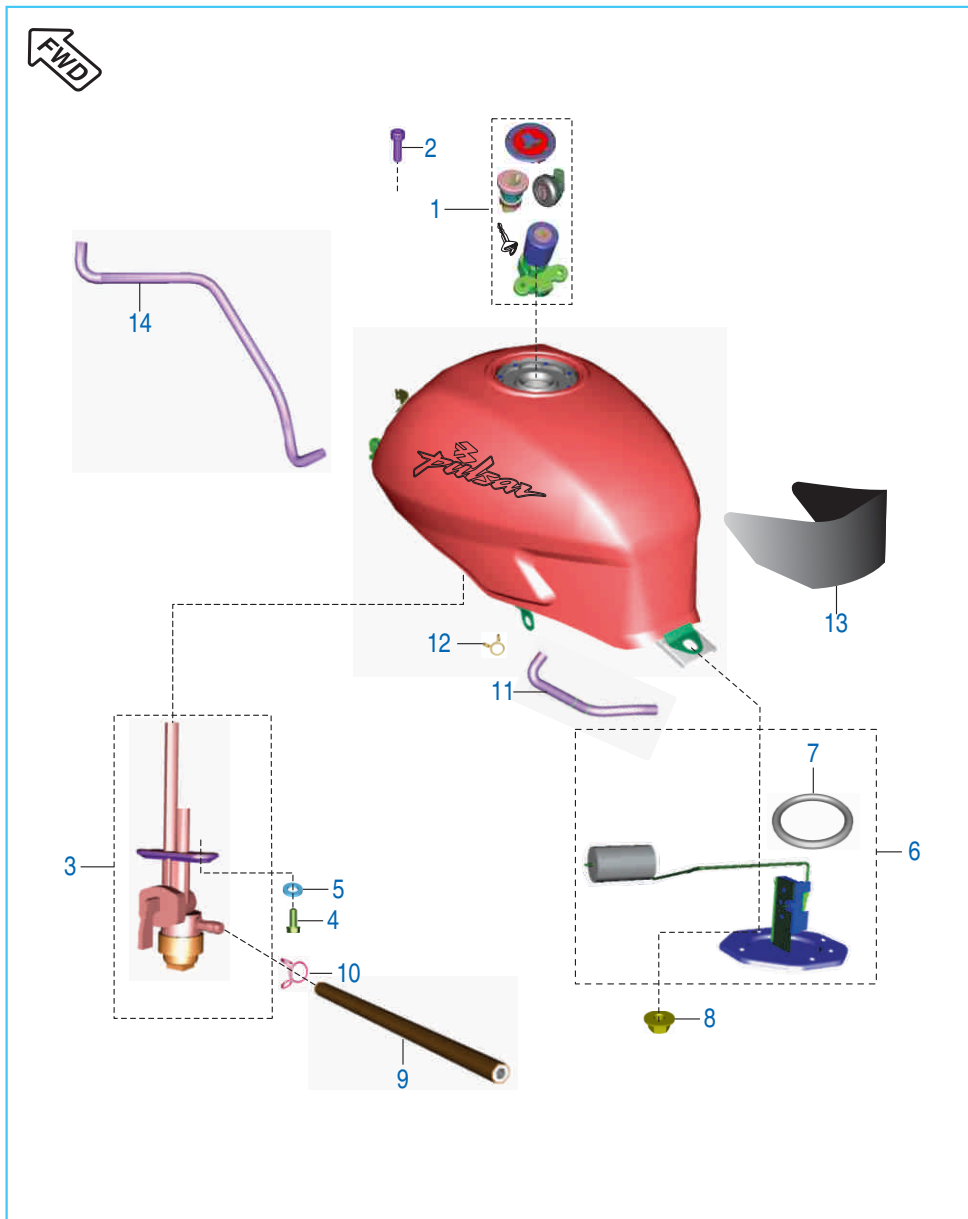
No.	Part No.	Description	Qty.	Remarks
21	DS 1910 52	Lever Boot LH	1	
22	DK 1810 43	Handle bar weight	2	
23	39 2427 04	Hex. Socket HD Cap Screw	2	
	LA C000 20	Bolt socket - M8 x 1.25P x 55L	2	For ABS Model
24	JB 4014 02	Ignition Switch Assembly	1	
25	39 1680 04	Flange Bolt	2	
	LA E000 21	Bolt flanged - M6	2	For ABS Model
26	DJ 2210 04	Mirror Assly. RH	1	
27	39 1180 11	Washer	2	
28	DK 1810 79	Bolt	2	
29	DK 1810 36	Plug Handle Holder	2	
30	DK 1810 46	Handle Bar Tube Assembly LH	1	
31	DK 1810 47	Handle Bar Tube Assembly RH	1	
32	DH 1811 30	Lock Set	1	
33	DJ 2210 03	Mirror Assly. LH	1	

Front Fork



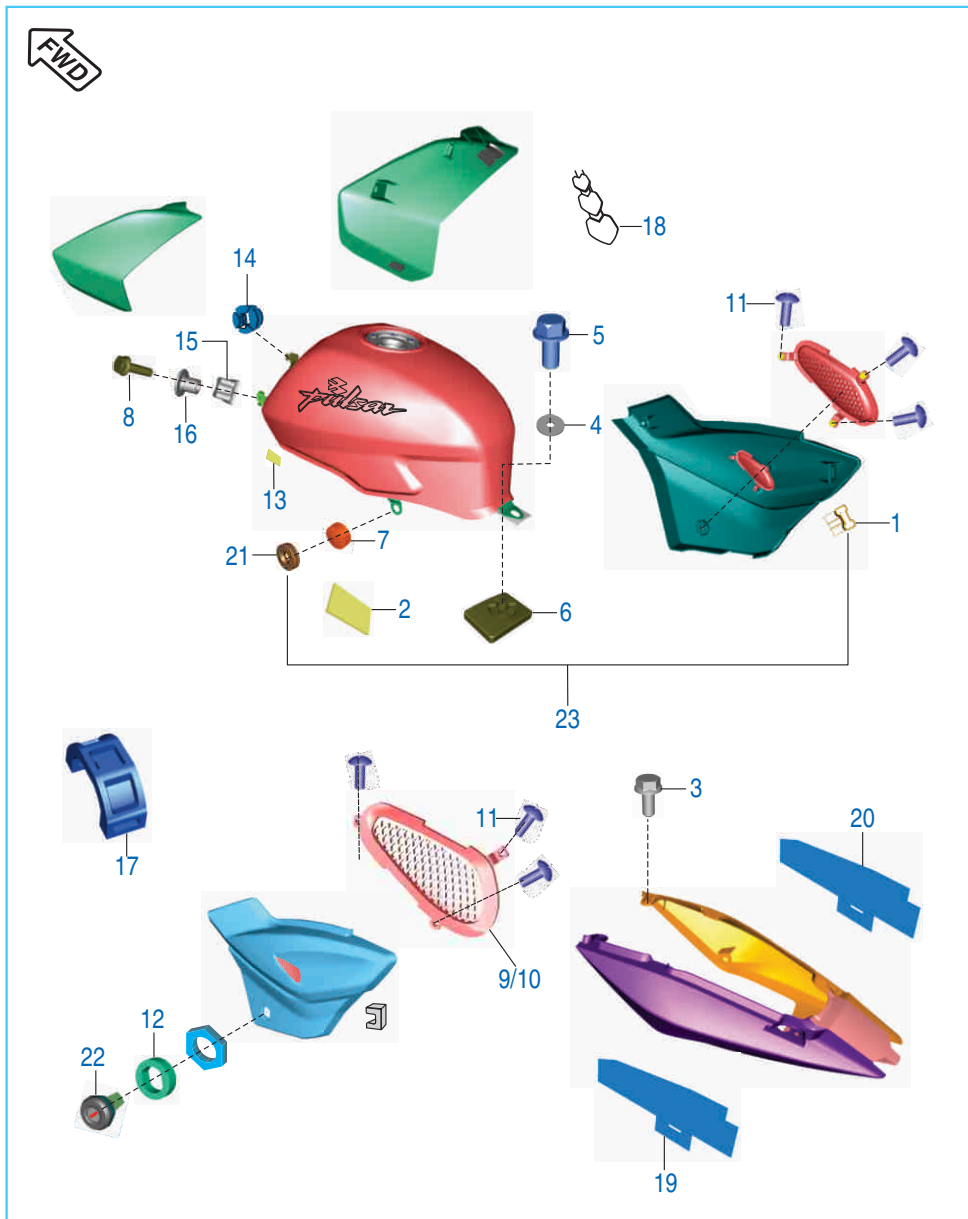
No.	Part No.	Description	Qty.	Remarks
1	DK 1810 87	Fork Assembly Front	1	
2	DK 1810 21	Inner Dust Seal	2	
3	DJ 1710 39	Oil seal	2	
4	DK 1810 90	Outer Tube LH	1	
5	DK 1810 91	Outer Tube RH	1	
6	DK 1810 07	Copper Washer	2	
7	DK 1810 06	Socket headed bolt - M10 x 1.5 x 35	2	
8	DK 1810 10	Seat Pipe	2	
9	DK 1810 92	Fork Pipe Spinning	2	
10	DK 1810 11	Slide Bush	2	
11	DK 1810 73	Spring Main Spring	2	
12	DK 1810 22	Bolt fork	2	
13	DK 1810 23	'O' ring	2	
14	DK 1810 93	Spacer Tube	2	
15	DK 1810 18	Washer Seal	2	
16	30 1810 44	Bolt	1	
17	56 DK33 Y9	Upper Bracket	1	
18	DG 1810 08	Socket Bolt	2	
19	JC 1810 23	Cushion Rubber	2	
20	JC 1810 22	Cover Trail B	4	
21	JC 1810 24	Lamp Shade asly.	1	
22	DG 1810 45	Bearing cone Upper	1	
23	DK 1810 24	Under Bracket Sub Assembly	1	
24	JC 1810 20	Spring washer	2	
25	DK 1810 28	Bolt	2	
26	DK 1810 20	Oil Seal Stopper	2	
27	DK 1810 17	Guide Bush	2	
28	DK 1810 09	Cap oil lock	2	
29	DG 1810 03	Washer	1	
30	DG 1810 04	Seal oil	1	

Fuel Tank, Fuel Cock, Cap Tank & Fuel Gauge



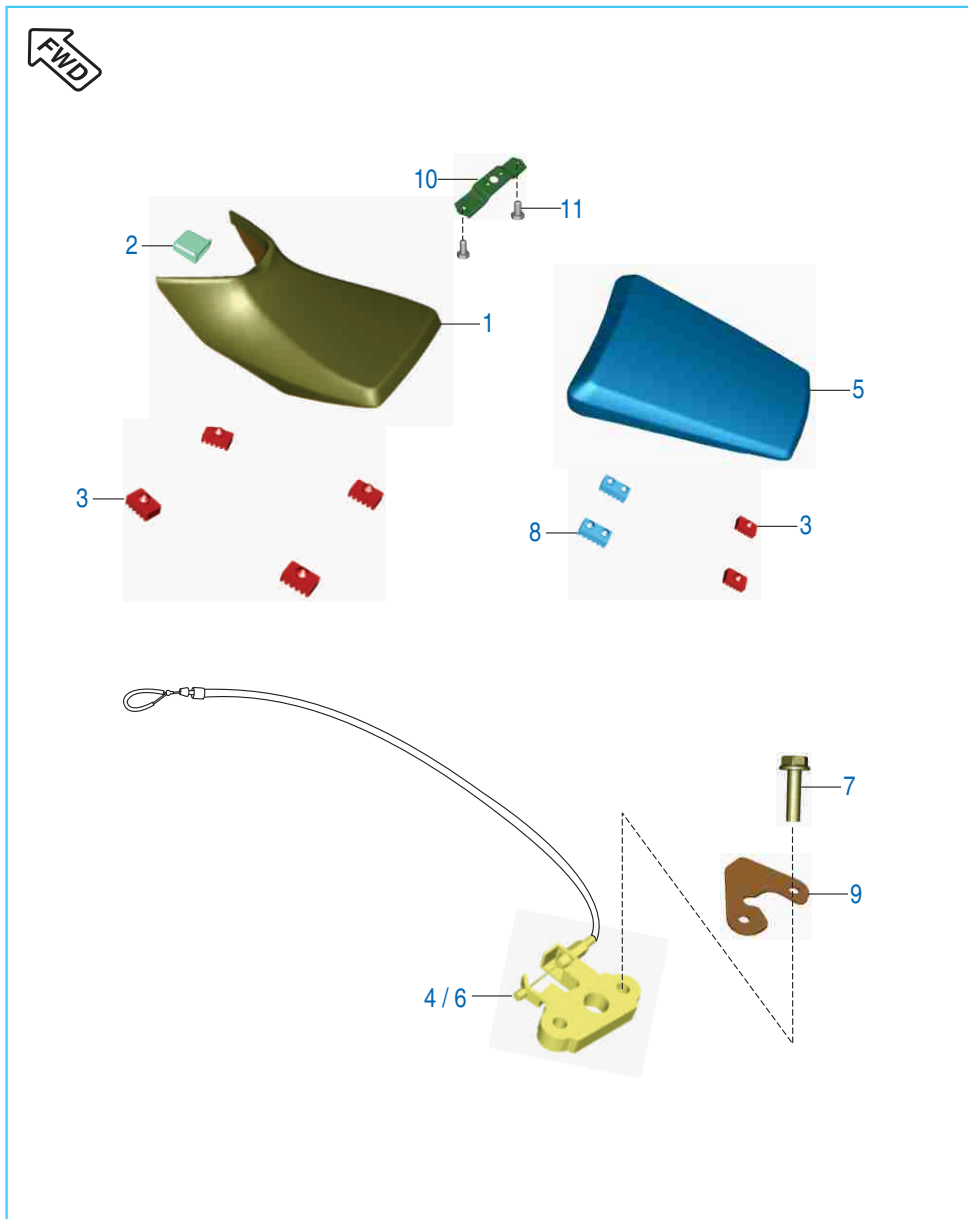
No.	Part No.	Description	Qty.	Remarks
1	DH 1811 30	Lock Set EVAP Single	1	
2	KA CA05 16	Hex. Socket HD Cap Bolt	7	
3	DJ 1410 56	Fuel Cock (Export Market)	1	
	JD 1716 02	Tap fuel (Iran export)	1	For ABS Model
4	DD 1412 27	Bolt Flanged	2	
5	39 0740 11	Plain Washer	2	
6	DK 2010 65	Tank Unit	1	
	DK 2011 61	Sensor level fuel	1	For ABS Model
7	JH 1710 17	'O' Ring Fuel Gauge	1	
8	KC GA05 05	Nut Hex Flanged	4	
9	JC 1410 28	Tube Fuel	1	
10	BA 1220 03	Pipe Clip	1	
11	DH 1410 24	Drain Tube	1	
12	DK 1810 48	Clamp	1	
13	DH 1410 20	Seat Tape	1	
14	DJ 1410 72	Tube Tank To T Connector	1	
15	DJ 1410 61	Beeding tank flap	2	N.I.
16	JC 1410 55	Foam strip 15 x 25	2	N.I.
17	JC 1410 34	Spring drain pipe	1	N.I.

Fittings Petrol Tank Spoiler, Side Cover & Cover Seat



No.	Part No.	Description	Qty.	Remarks
1	DH 1611 33	Grommet Kit For Side Cover	2	
2	JW 1710 07	Dual Lock Tape 3M - SIZE 15 x 20	2	
3	39 1943 04	Bolt Flanged M6	2	
4	39 2424 11	Plain Washer	1	
5	39 1556 04	Flange Bolt	1	
6	DH 1410 23	Damper Rear	1	
7	DJ 1410 08	Damper Front	2	
8	39 1943 04	Flanged Bolt M6	2	
9	DK 1611 23	Cover Side Mesh LH	1	
10	DK 1611 24	Cover Side Mesh RH	1	
11	59 0200 01	Self Tap Screw	6	
12	31 1610 18	Damper	2	
13	JW 1710 07	Dual Lock Tape 3M - SIZE 15 x 20	2	
14	JC 1410 15	Grommet Tank Cover	2	
15	JC 1410 17	Grommet II Tank Cover	2	
16	JC 1410 16	Collar Tank Cover	2	
17	DK 1410 17	Damper Tank Middle	1	
18	DK 1410 15	Tank Pad	1	
19	DK 1611 71	Rubber Flap For Seat Cowl LH	1	
20	DK 1611 72	Rubber Flap For Seat Cowl RH	1	
21	DH 1611 58	Grommet Side Cover RR	4	
22	DH 1612 31	Lock Side Cover	1	
23	36 DH16 01	Grommet kit for side cover	1	

Seat Assembly & Seat Lock



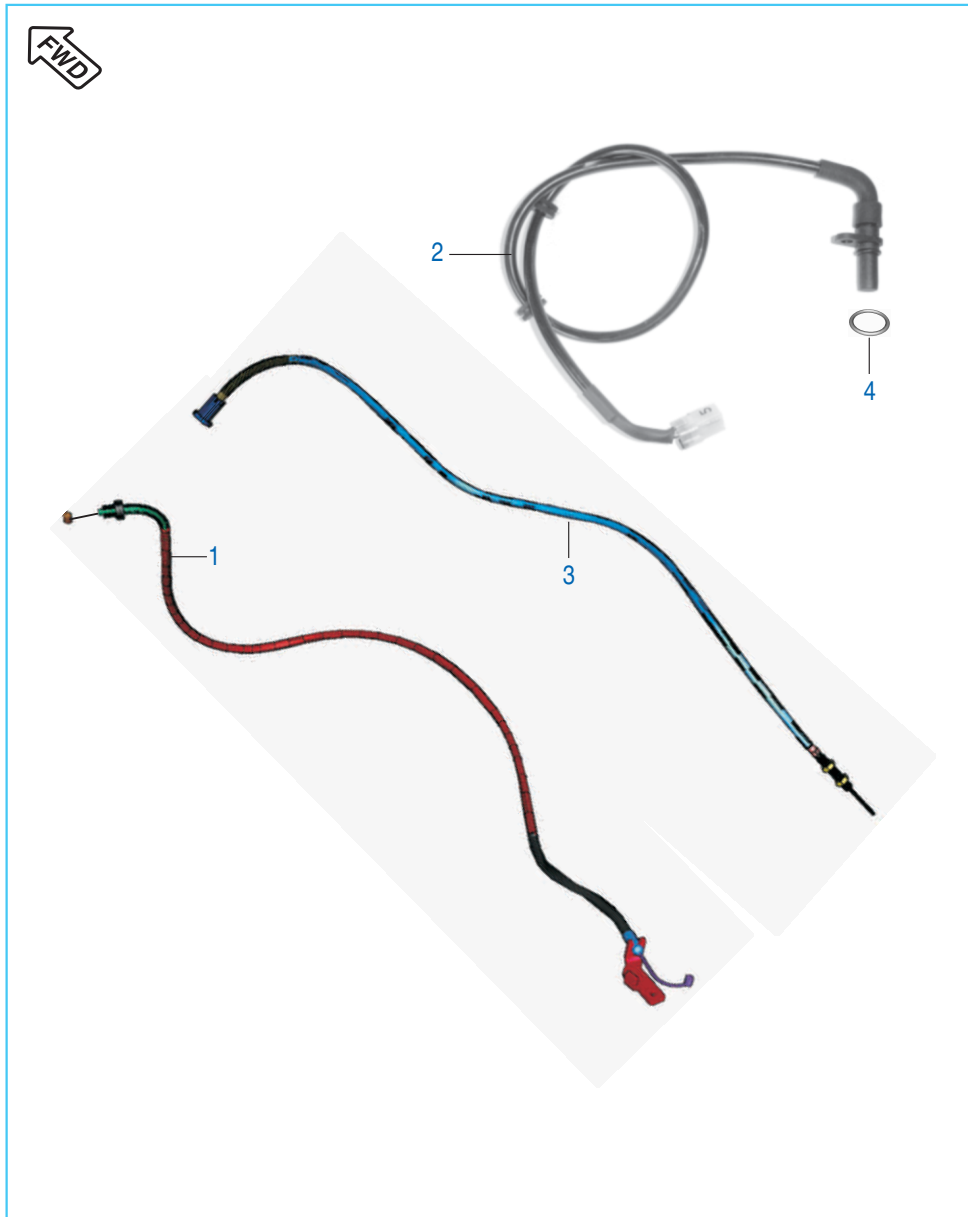
No.	Part No.	Description	Qty.	Remarks
1	DK 2110 12	Seat Assembly Complete front	1	
2	DK 2110 07	Damper Seat Front	1	
3	DK 2110 09	Damper For Seat	6	
4	DH 1610 46	Lock Assembly Seat front	1	
5	DK 2110 14	Seat Assembly Comp rear	1	
6	DK 2110 08	Lock assy rear seat	1	N. I.
7	39 1955 04	Bolt flange	2	
8	DS 2110 04	Damper Seat I	2	
9	DH 1612 33	Reinf. Seat Lock	1	
10	DK 1614 22	Bracket Seat Lock - Front Loose	1	
11	KA AD06 12	Bolt	2	

Speedometer Assembly



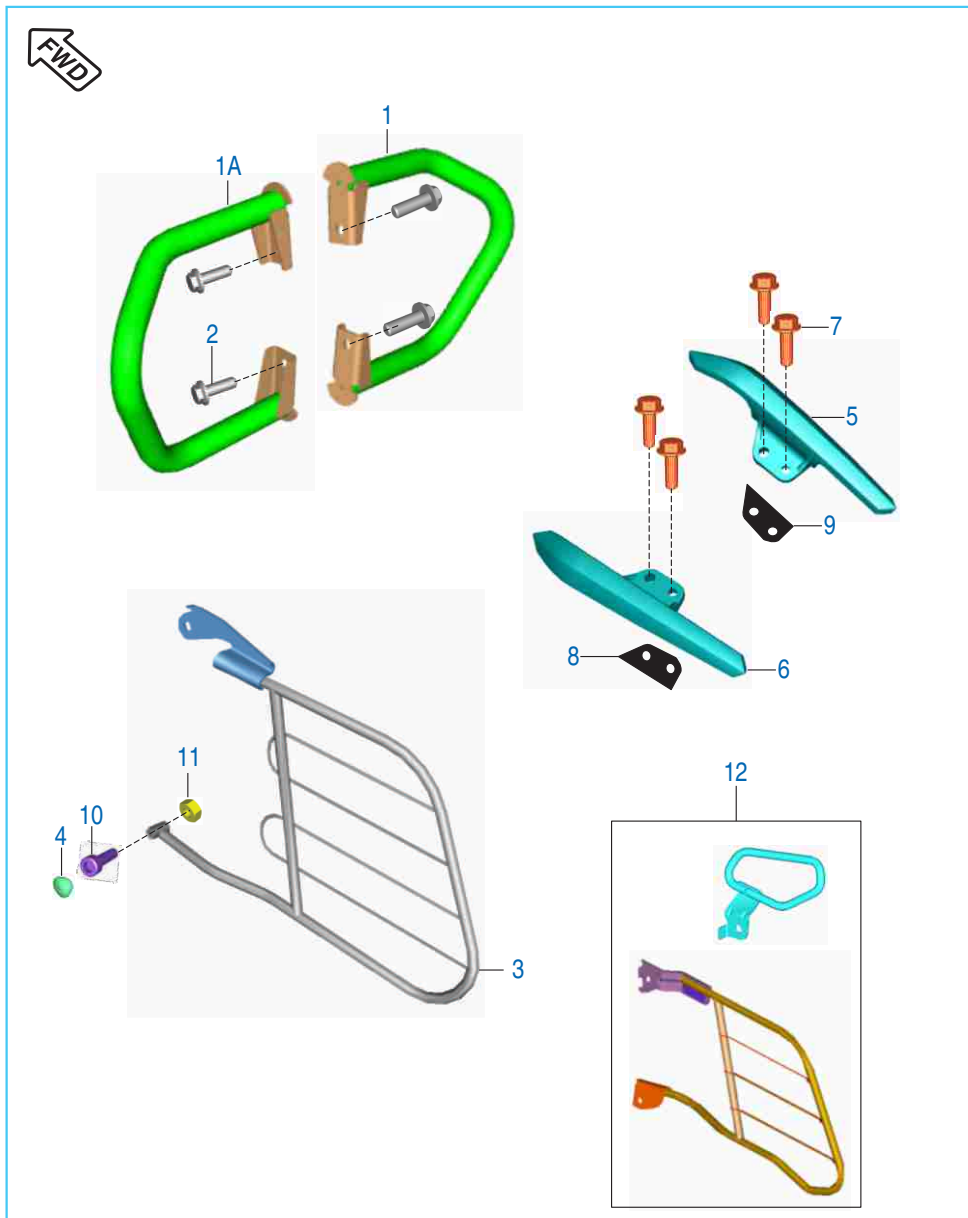
No.	Part No.	Description	Qty.	Remarks
1	DJ 1910 85	Speedometer Assembly	1	
1A	DJ 1910 86	Speedometer	1	For ABS Model
2	39 1778 02	Self Tapping Screw	4	
	KB RA42 13	Screw tapping pan cross	4	For ABS Model
3	DJ 1811 19	Speedo Meter Cover	1	
4	DJ 2011 37	Dust Cover - Speedo Harness Coupler	1	N.I.
5	DK 1612 09	Tape I	4	
6	YD H190 02	Top Cover With Sealing Ring	1	
6A	YD K080 01	Top cover with O Ring ABS (Varroc)	1	For ABS Model
6A	YD H230 01	Top cover with O Ring ABS (Pricol)	1	For ABS Model

Cables




No.	Part No.	Description	Qty.	Remarks
1	DJ 1910 61	Cable Accelerator	1	
2	JC 2010 43	Assembly Speedo Sensor Cable	1	
3	JC 1910 04	Cable Clutch	1	
4	59 2100 19	'O' Ring	1	

Leg Guards, Saree Guard & Grab Handle



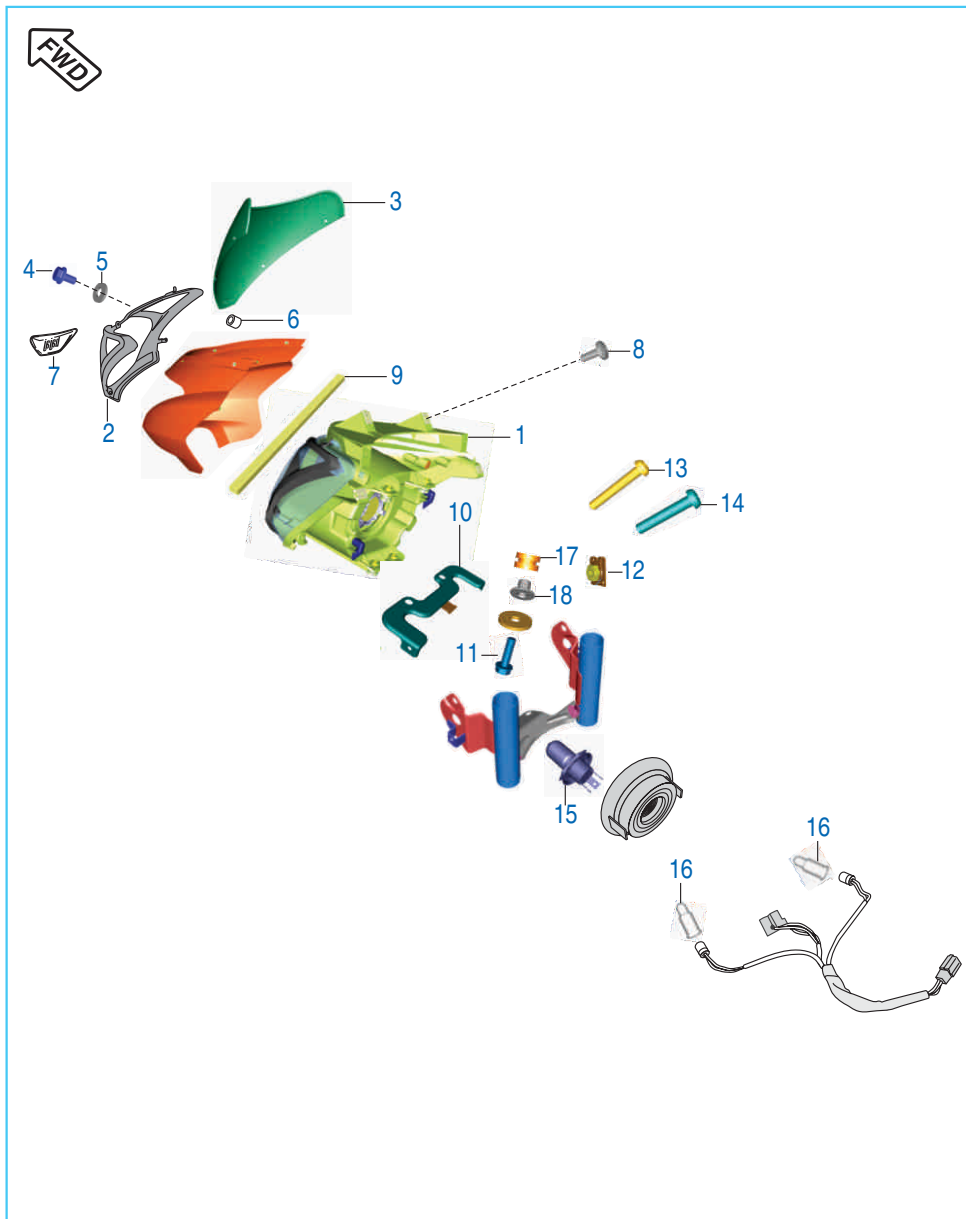
No.	Part No.	Description	Qty.	Remarks
1	DJ 2210 21	Leg Gaurd RH	1	
1A	DJ 2210 20	Leg Gaurd LH	1	
2	KA DA08 14	Bolt flanged	4	
3	DK 1611 76	Sari Guard Assly.	1	
4	DD 2210 03	Plug	1	
5	DK 1612 17	Grab handle LH	1	
6	DK 1612 18	Grab handle RH	1	
7	39 1681 04	Bolt Flange	4	
8	DJ 1610 79	Foam LH For grab	1	
9	DJ 1610 80	Foam RH For grab	1	
10	39 1608 04	Hex Socket Hd Bolt - M10	1	
11	39 0296 15	Hexagon Nut - M10	1	
	LC A000 10	Nut hex thik - M10	1	For ABS Model
12	36 DJ40 88	Kit Saree Guard + Grab + Fitting	1	Refer Kit List

Chain Case



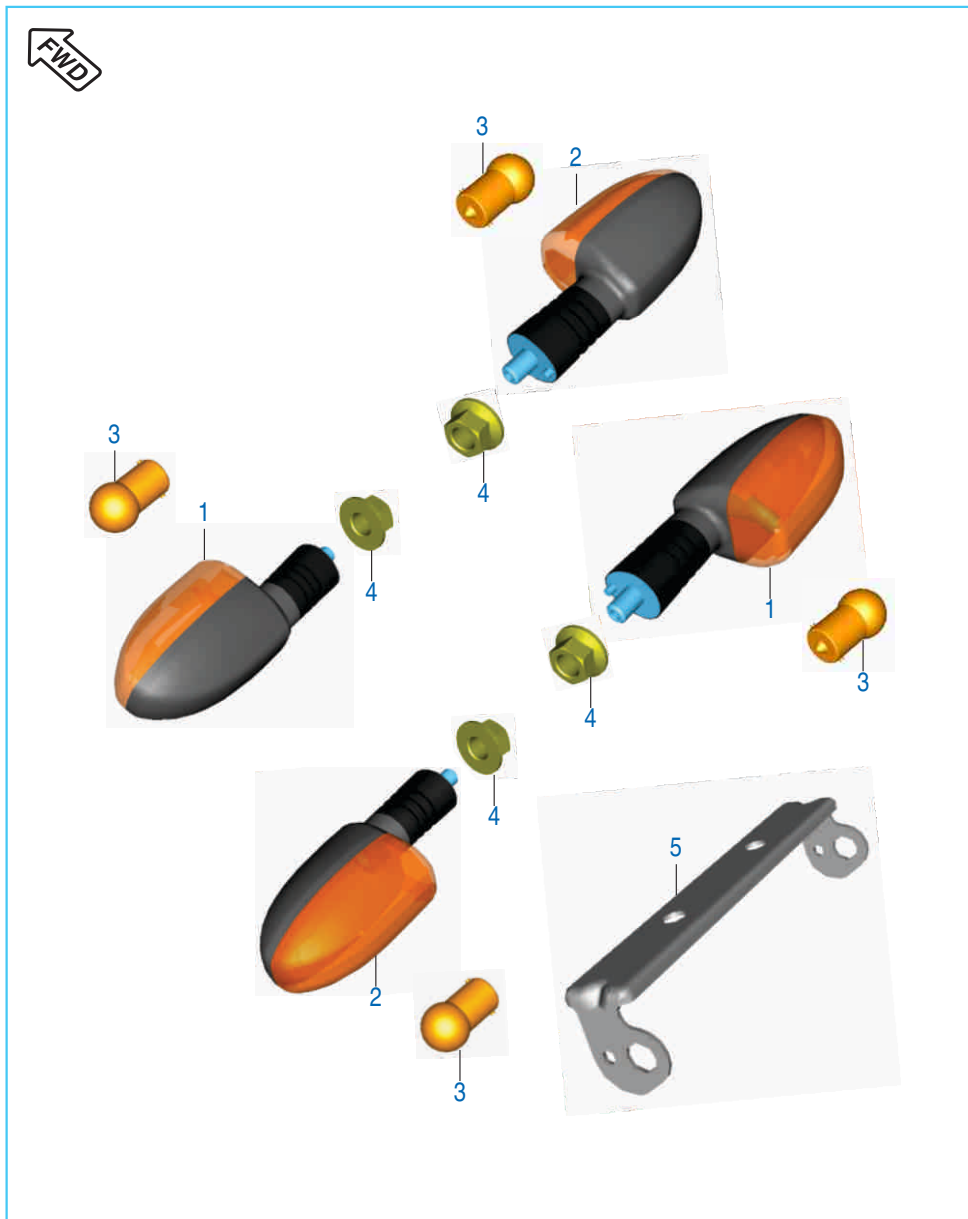
No.	Part No.	Description	Qty.	Remarks
1	DK 1612 50	Cover Chain Assembly	1	
2	DH 1613 77	Bolt (Small)	3	

Head Lamp & Fairing



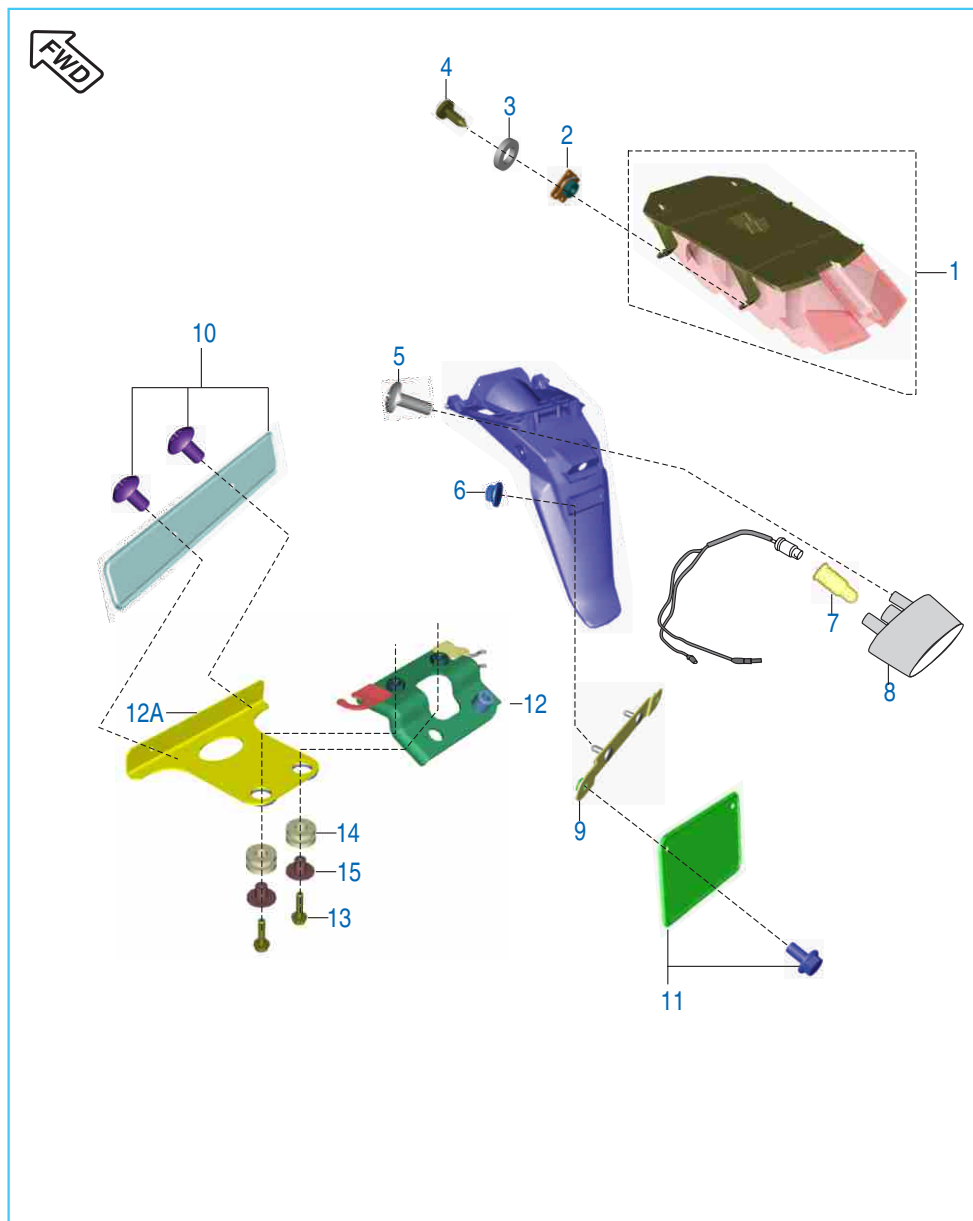
No.	Part No.	Description	Qty.	Remarks
1	YD H190 01	Head Lamp Without Bulb	1	
2	DJ 1811 20	Head Lamp Mask	1	
3	DJ 1810 33	Wind Shield	1	
4	DF 1810 98	Bolt	4	
	KB RA42 13	Screw tapping pan cross	4	For ABS Model
5	39 2141 24	Washer Nylon	4	
6	DL 1810 10	Well Nut	4	
7	DJ 1810 37	Decal Wind Shield	1	
8	39 1907 01	Mushroom Head Screw	2	
	KB UF05 16	Screw truss - M5 x 0.8 x L16	2	For ABS Model
9	DJ 1810 69	Packing Fairing	1	
10	DH 1810 52	Fairing Mounting Upper Bracket	1	
11	KA DD06 25	Bolt Flanged	2	
12	DJ 1810 65	Clip Nut	4	
13	DJ 1811 30	Screw Pan Cross	2	
	KB BA05 30	Screw pan cross	2	For ABS Model
14	39 1524 01	Screw Pan Cross	2	
15	CL 2010 23	Lamp 12V 35/35W-HS1	1	
16	DJ 2010 72	Lamp - Position 12V / 5W	2	
17	DJ 1810 64	Grommet Fairing Mounting	2	
19	30 2110 05	Collar Fairing Mounting	2	
	DJ 1810 29	Collar fairing mtg	2	For ABS Model

Indicator Light Assembly



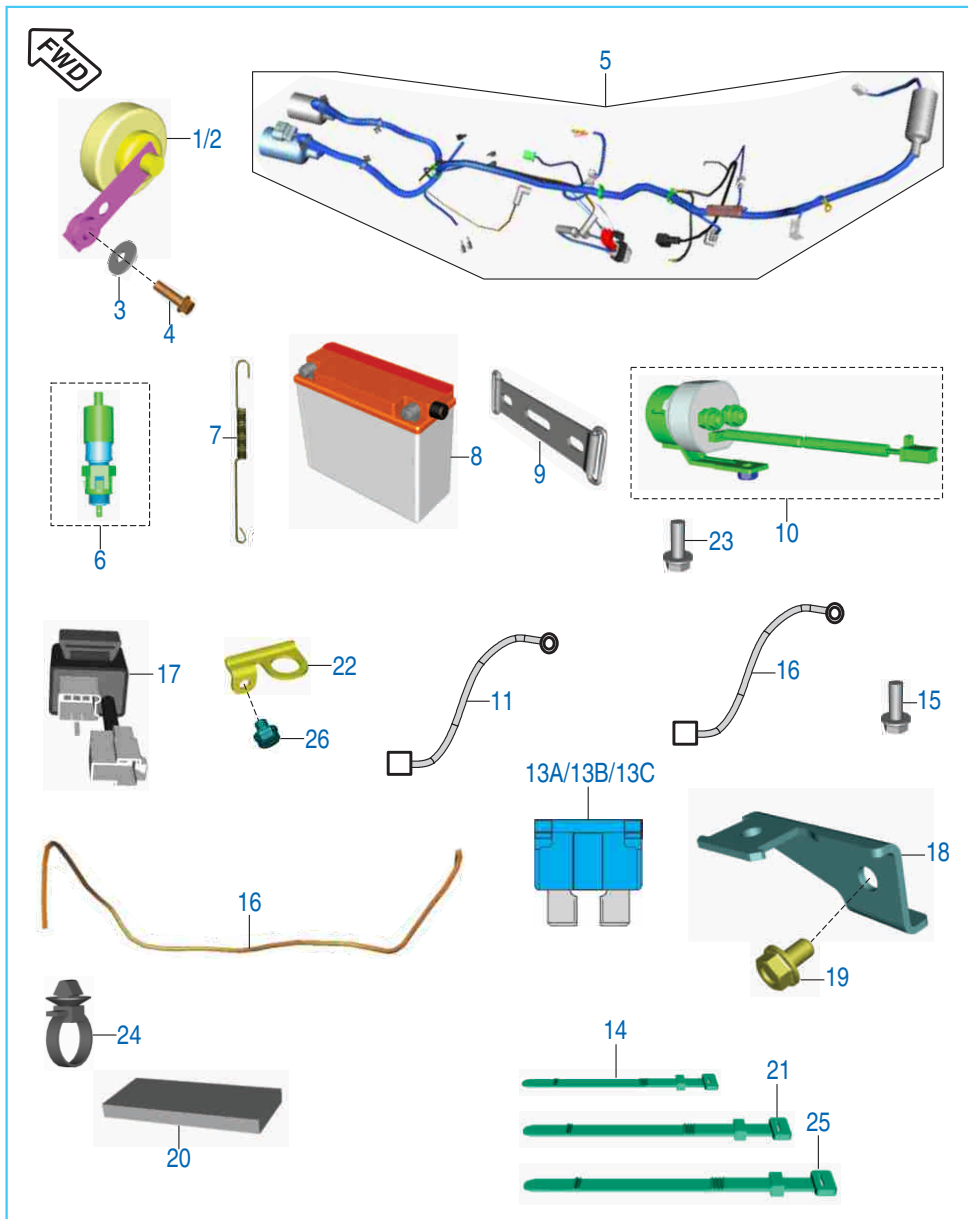
No.	Part No.	Description	Qty.	Remarks
1	DJ 2012 07	Blinker RR RH With 2P Coupler	2	
2	DJ 2012 06	Blinker RR LH With 2P Coupler	2	
3	GH 2010 12	Lamp 12V / 10W	4	
4	39 1225 15	Hex Nut Flange	4	
	LC L000 01	Nut hex flange - M10	4	For ABS Model
5	DK 1611 64	Indicator Mounting Bracket Rear	1	

Tail Lamp Assembly & Front / Rear Number Plate




No.	Part No.	Description	Qty.	Remarks
1	DK 2010 03	LED Tail Lamp Assembly	1	
2	DK 1611 53	Clip Nut	4	
3	39 2451 11	Plain Washer	4	
4	39 2592 01	Screw Pan Cross M4	4	
	KB BA04 16	Screw pan cross	4	For ABS Model
5	39 1907 01	Truss Screw	2	
	KB UF05 16	Screw truss - M5 x 0.8 x L16	2	For ABS Model
6	39 1972 15	Nut Flange	2	
7	DJ 2010 72	Lamp 12V-5W	1	
8	JW 4010 11	Number Plate Illumination	1	
9	DJ 1610 72	Rear Number Plate Bracket	1	
	PA 2328 06	Bracket plate number rear	1	For ABS Model
10	36 DH40 96	Kit Front Number Plate	1	
11	36 PD00 56	Kit Rear Number Plate	1	
12	JC 1810 26	Bracket plate number	1	
12A	DJ 1614 50	Bracket plate number front	1	For ABS Model
13	KA DD06 25	Bolt Flange	2	
14	DH 1612 93	Grommet For Number Plate Mounting	2	
15	30 2110 05	Collar	2	

Electrical Equipments




No.	Part No.	Description	Qty.	Remarks
1	DK 2010 37	Horn With LH Stay	1	
2	DK 2010 38	Horn with RH stay	1	
3	39 1507 11	Plain Washer	2	
	LD B000 21	Washer plain	2	For ABS Model
4	39 2208 04	Flange Bolt	2	
	KA ED08 20	Bolt flanged small	2	For ABS Model
5	DH 2011 09	Harness Wiring	1	
	DH 2011 10	Harness wiring ABS	1	For ABS Model
6	DJ 2012 53	Rear Brake Switch	1	
7	DK 1910 14	Spring Rear Brake Switch	1	
8	JF 4018 03	Battery 4AH VRLA Wet	1	
9	DH 1614 29	Strap canister	1	
10	DK 2010 78	Starter Relay With Nut	1	
11	DH 2010 96	Cable earthing	1	
12	AP 2010 25	Fuse 15A Blade Type	2	N. I.
13	AK 2010 12	Fuse 10A	2	N. I.
13A	AH 4022 86	Fuse 7.5A	2	For ABS Model
13B	DT 4022 27	Fuse 5A Mini	2	For ABS Model
13C	JG 4022 28	Fuse mini 10A (Blade type)	2	For ABS Model
14	30 1910 48	Band	5	
15	39 1680 04	Flange bolt	1	
16	JC 2010 27	Cable Assembly St. Motor to St. Relay	1	
17	JL 4020 04	Light Control Module	1	AHO Model
18	DJ 1613 27	Bracket LCM Unit (Vehicle without BCU)	1	
19	KA DF06 10	Flange Bolt (Vehicle without BCU)	1	
	KA DD06 08	Bolt flanged	1	For ABS Model
20	JG 4018 08	Foam Battery Bracket 35 x 15 x 3	3	
21	30 2010 64	Band	3	
22	DK 1611 63	Bkt. Rear brake switch	1	
23	39 1551 04	Bolt flanged M6 x 10	1	
	KA DD06 10	Bolt flanged	1	For ABS Model
24	60 1114 20	Cable tie lock	1	
25	JD 4022 17	Band (L 150)	4	
26	39 2475 04	Hex. Head bolt / flange M6	1	



Tool Kit

No.	Part No.	Description	Qty.	Remarks
1	DJ 2210 19	Tool Kit	1	
2	DK 2210 24	Band Tool Kit	2	

Painted Parts & Decals




No.	Part No.	Description	Qty.	Remarks
1	52 DH18 75	Fuel tank with decal ebony black	1	
	52 DH15 21	Fuel tank with decal black chrome	1	
	52 DH20 12	Fuel tank with decal black Red	1	
2	52 DH18 85	Side cover LH assly with decal ebony black	1	
	52 DH15 27	Side cover LH assly decal ebony black	1	
	52 DH20 16	Side cover LH assly with dcl c. Wine red	1	
3	52 DH18 86	Side cover RH assly with decal ebony black	1	
	52 DH15 29	Side cover RH with decal ebony black	1	
	52 DH20 17	Side cover RH assly with decal c. Wine red	1	
4	56 DH04 7T	Fairing ebony black	1	
	52 DH15 31	Fairing with decal ebony black	1	
	36 DJ40 75	Kit decal fairing ebony black	1	
5	56 DJ05 7T	Front fender ebony black	1	
	52 DH20 08	Fr. Fender with decal ebony black red	1	
	52 DH20 00	Fr. Fender with decal ebony black chrome	1	
6	52 DH18 83	Seat cowl with decal ebony black	1	
	52 DH20 14	Seat cowl with decal ebony black red	1	
	52 DH15 35	Seat cowl with decal ebony black chrome	1	
7	52 DH18 76	Tank flap LH assly with decal ebony black	1	
	52 DH20 10	Tank flap LH assly dcl ebony black red	1	
	52 DH20 03	Tank flap LH assly dcl ebony black chrome	1	
	DH 0101 85	Decal tank spoiler LH black silver	1	
8	52 DH18 77	Tank flap RH assly with decal ebony black	1	
	52 DH20 11	Tank flap RH assly decal ebony black red	1	
	52 DH20 04	Tank flap RH assly dcl ebony black chrome	1	
	DH 0101 86	Decal tank spoiler RH black silver	1	

Painted Parts & Decals




No.	Part No.	Description	Qty.	Remarks
9	DH 0102 09	Decal wheel LH silver	2	
	DH 0102 10	Decal wheel RH silver	2	
10	DH 0103 54	Decal twin disc LH	1	
	DH 0103 55	Decal twin disc RH	1	
11	36 DH41 55	Kit tank decal	1	
	36 DJ40 76	Kit decal tank ebony black	1	
	36 DH41 63	Kit tank decal black red	1	
12	36 DH41 56	Kit tank flap decal	1	
	36 DH41 64	Kit tank flap decal black red	1	
13	36 DH41 57	Kit side cover LH decal	1	
	36 DH41 65	Kit side cover LH decal black red	1	
	36 DK01 37	Kit decal side cover LH ebony black	1	
14	36 DH41 58	Kit side cover RH decal	1	
	36 DH41 66	Kit side cover RH decal black red	1	
	36 DK01 38	Kit decal side cover RH ebony black	1	
15	36 DH41 59	Kit seat cowl decal	1	
	36 DH41 67	Kit seat cowl decal black red	1	
	36 DH41 22	Kit decal seat cowl ebony black	1	
16	36 DH41 60	Kit fender decal	1	
	36 DH41 68	Kit fender decal black red	1	
17	36 DH41 61	Kit wheel rim decal	1	
	36 DH41 69	Kit wheel rim decal black red	1	
18	DK 0102 61	Tank 3D decal	2	
19	DK 0102 79	Decal Dome Tank	1	

Painted Parts & Decals - (Nov. - 2018)



No.	Part No.	Description	Qty.	Remarks
1	52 DJ14 53	Tank Ebony Black-Red	1	Ebony Black-Red
	52 DJ15 18	Tank Ebony black - Blue	1	Ebony black - Blue
	52 DJ14 43	Tank Volcanic Red	1	Volcanic Red
2	52 DJ14 97	Tank Ebony black - Blue ABS	1	Ebony black - Blue
	52 DJ15 51	Tank Ebony Black-Red ABS	1	Ebony Black-Red
	52 DJ15 52	Tank Volcanic Red ABS	1	Volcanic Red
3	52 DJ14 54	Side cover LH Ebony Black-Red	1	Ebony Black-Red
	52 DJ14 54	Side cover LH Ebony black - Blue	1	Ebony black - Blue
	52 DJ14 54	Side cover LH Volcanic Red	1	Volcanic Red
4	56 DJ04 X3	Fairing Ebony Black-Red	1	Ebony Black-Red
	56 DJ04 X3	Fairing Ebony black - Blue	1	Ebony black - Blue
	56 DJ04 A7	Fairing Volcanic Red	1	Volcanic Red
5	52 DJ14 49	Fender Ebony Black-Red	1	Ebony Black-Red
	52 DJ15 02	Fender Ebony black - Blue	1	Ebony black - Blue
	52 DJ14 42	Fender Volcanic Red	1	Volcanic Red
6	52 DH24 99	Seat cowl Ebony Black-Red	1	Ebony Black-Red
	52 DH25 86	Seat cowl Ebony black - Blue	1	Ebony black - Blue
	52 DH24 98	Seat cowl Volcanic Red	1	Volcanic Red
7	52 DJ14 44	Tank Flap LH Ebony Black-Red	1	Ebony Black-Red
	52 DJ14 98	Tank Flap LH Ebony black - Blue	1	Ebony black - Blue
	52 DJ14 37	Tank Flap LH Volcanic Red	1	Volcanic Red
8	52 DJ14 45	Tank Flap RH Ebony Black-Red	1	Ebony Black-Red
	52 DJ14 99	Tank Flap RH Ebony black - Blue	1	Ebony black - Blue
	52 DJ14 38	Tank Flap RH Volcanic Red	1	Volcanic Red

Painted Parts & Decals - (Nov. - 2018)



No.	Part No.	Description	Qty.	Remarks
9	52 DJ14 47	Belly Pan LH Ebony Black-Red	1	Ebony Black-Red
	52 DJ15 00	Belly Pan LH Ebony black - Blue	1	Ebony black - Blue
	52 DJ14 40	Belly Pan LH Volcanic Red	1	Volcanic Red
10	52 DJ14 46	Belly Pan RH Ebony Black-Red	1	Ebony Black-Red
	52 DJ15 01	Belly Pan RH Ebony black - Blue	1	Ebony black - Blue
	52 DJ14 39	Belly Pan RH Volcanic Red	1	Volcanic Red
11	36 DJ40 93	Tank Decal Kit Ebony Black-Red	1	Ebony Black-Red
	36 DK01 82	Tank Decal Kit Ebony black - Blue	1	Ebony black - Blue
	36 DJ40 95	Tank Decal Kit Volcanic Red	1	Volcanic Red
12	36 DK01 64	Fender Decal Kit Ebony Black-Red	1	Ebony Black-Red
	36 DK01 78	Fender Decal Kit Ebony black - Blue	1	Ebony black - Blue
	36 DK01 68	Fender Decal Kit Volcanic Red	1	Volcanic Red
13	36 DJ40 92	Tank Flap Decal Kit Ebony Black-Red	1	Ebony Black-Red
	36 DK01 81	Tank Flap Decal Kit Ebony black - Blue	1	Ebony black - Blue
	36 DJ40 94	Tank Flap Decal Kit Volcanic Red	1	Volcanic Red
14	36 DH41 91	Seat cowl Decal Kit Ebony Black-Red	1	Ebony Black-Red
	36 DK01 83	Seat cowl Decal Kit Ebony black - Blue	1	Ebony black - Blue
	36 DH41 92	Seat cowl Decal Kit Volcanic Red	1	Volcanic Red
15	36 DK01 65	Belly Pan Decal Kit Ebony Black-Red	1	Ebony Black-Red
	36 DK01 79	Belly Pan Decal Kit Ebony black - Blue	1	Ebony black - Blue
	36 DK01 69	Belly Pan Decal Kit Volcanic Red	1	Volcanic Red
16	DK 0102 44	Wheel Decals Ebony Black-Red	1	Ebony Black-Red
	DK 0102 72	Wheel Decals Ebony black - Blue	1	Ebony black - Blue
	36 DK01 71	Wheel Decals Volcanic Red	1	Volcanic Red
17	DK 0102 61	Tank 3D decal	2	
18	DK 0102 79	Decal Dome Tank	1	

Consumable Parts



No.	Part No.	Description	Supply Unit	Application
1	36 0010 61	Bajaj Genuine Oil 10W50	1.5 Ltr.	Dominar 400
	83 0204 11	Bajaj Genuine Oil 10W30*	1 Ltr.	100cc Models
	83 0203 34	Bajaj Genuine Oil 20W50* (BGO to be ordered to HPCL)	1 Ltr.	125cc and above models
2	36 0010 58	Bajaj Coolant Koolex*	1 Ltr.	Coolant Top-up/Replace
3	36 DH40 61	Brake Fluid DOT4	100 ml	Disc Brake Top-up/Replace
	83 0203 25	Brake Fluid DOT3	100 ml	Disc Brake Top-up/Replace
4	36 DH40 52	Silicon grease	3 gm	Caliper Pin
5	83 0204 73	Grease Petamo GHY 441	3 gm	Water Pump Seals
	36 DK00 45	Grease Molycoat	200 gm	For Starter Clutch Lubrication
6	36 0010 52	HP Lithon RR Grease	10 gm	Steering Race
7	83 0201 73	Multi Purpose Grease* (Local Purchase)	--	Lubrication of Clutch Lever, Brake Lever, Brake Pedal & Side Stand
8	36 0010 55	Chain Lubricant HP Make	1 kg	Non - Sealed Chain Lubrication
9	36 0010 62	Liquid gasket L5910	50 ml	Crankcase Joining
10	36 3140 04	Fork oil	160 ml	Front Fork Top-up/Replace\
	36 JG00 87	Fork oil 480 ml (Dominar UG)	480 ml	Front Fork Top-up/Replace\
11	36 DH40 29	Kit Spray Chain Lub	100 ml	Sealed Drive Chain
12	36 DH40 71	Wonderfill Chain Spray	100 ml	Sealed Drive Chain

* Marked items to be arrange from vendor or local market. Not applicable against chassis number.

Consumable Parts

13		14		15	
16		17		18	
19		20		21	
22		23		24	

No.	Part No.	Description	Supply Unit	Application
13	36 DH40 72	Rust Remover Spray Make - Zorric 88 & Wonder fill easiner	100 ml	For Removing Rust from Components
14	76 0109 36	Loctite Thread locker 243*	50 ml	For Screws & Bolts
15	76 0109 37	Loctite retaining compound 638*	50 ml	For Screws & Bolts
16	37 0043 52	Touch up paint slate grey*	440 ml	Touch up of Frame, Swing Arm & Step Holder
17	37 0043 53	Touch up paint Matte Silk black*	440 ml	Touch up of Grab Handle, Handle Bar & Handle Holder
18	36 0010 60	Kibatsu touch up paint*	400 cc	Touch up of Cylinder head, Block & Alloy Wheels
19	37 2240 18	Paint Bottle Schwartz Black*	--	P-200NS Frame Touch-up
20	75 6802 36 NA	Petroleum Jelly (Local Purchase) Distilled Water (Local Purchase)	-- 1 Ltr.	For Battery Terminals For Battery Level Top-up
21	NA	SAE 90 oil (Local Purchase)	-	
22	62 3050 84	WD40 Spray (Local Purchase)	400 ml	Electrical Contact Cleaning Spray
23	36 0010 56	Carburetor Cleaning Spray*		For Cleaning Carburetor
24	37 2540 39	Corrosion Protection Spray* Proto quick LTP902 (To be ordered on Vendor)	--	For Preventing vehicle parts from rusting

* Marked items to be arrange from vendor or local market. Not applicable against chassis number.

Kit List

Sr No	Kit Part No.	Kit Description	Consisting of Following Parts		
			Part No.	Description	Qty/Kit
1	36DS1001	Cylinder Head O ring kit	39239121	O Ring (Cover tappet)	2
			39128321	O ring	2
2	36DS1002	Valve kit	DH101611	Valve - intake	1
			DS101024	Valve - exhaust	1
3	DK101326	Valve repair kit	DK101247	Retainer valve spring	2
			DK101108	Spring valve inner	2
			DK101110	Spring valve outer	2
			DK101246	Seat valve spring	2
4	36DH4030	Kit chain guide	DK101059	Guide chain (slack)	1
			DH101923	Guide cam chain tight side	1
5	36DH4116	Set primary drive & driven	DH101628	Gear primary drive	1
			DH102206	Outer complete clutch	1
6	36DH4019	Kit centrifugal oil filter	39220011	Washer	1
			DH101234	Gasket centrifugal oil filter	1
			DH101640	Oval screw	1
			Dh101066	Join oil delivery	1
			DH101067	Spring oil delivery	1
			39219908	Pin oil delivery joint	1
7	36DH1006	Set Damper Magneto cover	DH101282	Damper - cover magneto	1
			DH101292	Damper - A :- cover - LH (rear)	1
			DH101294	Damper - B :- cover - LH (rear)	1
8	36DK0009	Kit hardware silencer	39185004	Flange bolt	1
			39242511	Plain washer	1
			DD161071	U nut	1
			DH161155	Damper silencer	1
			DH161157	Tube silencer mounting	1
9	36DK0013	Kit hardware pillion	DJ161186	Plate side pillion step	2
			DH161061	Pin pillion set	2
			30141031	O ring	2
			39104011	Plain washer	2
			39078408	Split pin	2

Kit List

Sr No	Kit Part No.	Kit Description	Consisting of Following Parts		
			Part No.	Description	Qty/Kit
10	36DH4153	Kit chain sprocket	DV101048	Sprocket output (14T)	1
			JU141002	Sprocket 42 teeth	1
			DH151017	Chain	1
11	36DH1601	Grommet kit for side cover	DH161158	Grommet side cover	4
			DH161133	Grommet side cover rear	2
12	36DH4117	Kit friction plate	DH102213	Disc clutch friction	5
13	36JG0011	Kit steering head bearing	DK181050	Cage bearing steering top	1
			DG181045	Bearing cone :- upper	1
			DG181005	Bearing cone	1
			DG181003	Washer	1
			DG181004	Seal - oil	1
			DK181051	Cage bearing steering bottom	1
14	36DH4151	Assly crankcase LH	DG181047	Bearing race - lower	1
			DG181046	Bearing race - upper	1
			PD541017	Crankcase LH	1
			59200029	Bea ring ball balancer LH	1
			DG101456	Seal -oil	1
			CB101220	Plug	1
15	36DH4152	Assly crankcase RH	39260320	Ball bearing	1
			59200006	Brg ball 6204Z HN3 (20*47*14)	1
			DH101203	Breather pipe	1
			PD541018	Crankcase RH	1
			59200027	Bearing Nrb HK 1516 (15*21*16)	1
			39258320	Bearing ball 6004 - SKF	1
16	36DH4102	Piston ring set	39260120	Bearing ball	1
			39215220	Needle roller bearing	1
			PD521210	Ring piston top	1
17	36DH4103	Cylinder Block piston	PD521211	Ring piston second	1
			PD521212	Ring piston oil	1
17	36DH4103	Cylinder Block piston	PD521200	Piston assembly	1
			DH102223	Cylinder block k1 56 bore	1

Kit List

Sr No	Kit Part No.	Kit Description	Consisting of Following Parts		
			Part No.	Description	Qty/Kit
18	36DH4120	Kit steel clutch plate	PD551433	Clutch plate	
19	DH102103	Head cylinder cover assly.	DH102101	Cylinder head Comp	1
			DJ101367	Cover cyl head machining	1
20	36DH4155	Kit tank decal	DH010340	Decal tank lower LH wine red	1
			DH010341	Decal tank lower RH wine red	1
21	36DH4156	Kit tank flap decal	DH010342	Decal spoiler tank LH wine red	1
			DH010343	Decal spoiler tank RH wine red	1
22	36DH4157	Kit side cover LH decal	DH010344	Decal cover side upper LH w red	1
			DH010346	Decal cover side lower LH w red	1
23	36DH4158	Kit side cover RH decal	DH010345	Decal cover side upper RH w red	1
			DH010347	Decal cover side lower RH w red	1
24	36DH4159	Kit seat cowl decal	DH010348	Decal cowl seat upper LH w red	1
			DH010349	Decal cowl seat upper RH w red	1
			DH010350	Decal cowl seat lower LH w red	1
			DH010351	Decal cowl seat lower RH w red	1
25	36DH4160	Kit fender decal	DH010352	Decal fender LH	1
			DH010353	Decal fender RH	1
			DH010354	Decal twin disc LH	1
			DH010355	Decal twin disc RH	1
26	36DH4161	Kit wheel rim decal	DH010356	Decal wheel LH	1
			DH010357	Decal wheel RH	1
27	36DJ4088	Kit Saree Guard + Grab + Fitting			1
28	36DH4191	Kit Seat cowl Decal	DK010241	Decal cowl seat lower RH E black	1
			DH010396	Decal cowl seat upper RH E black	1
			DK010240	Decal cowl seat lower LH E black	1
			DH010395	Decal cowl seat upper LH E black	1
29	36DK0165	Kit Belly Pan Decal	DK010246	Decal belly pan RH ebony black	1
			DK010245	Decal belly pan LH ebony black	1
30	36DJ4093	Kit Tank Decal Ebony Black	DJ010150	Decal tank RH ebony black	1

Kit List

Sr No	Kit Part No.	Kit Description	Consisting of Following Parts		
			Part No.	Description	Qty/Kit
			DJ010149	Decal tank LH ebony black	1
31	36DJ4092	Kit Tank Flap Decal Eb. Bl. R.	DJ010148	Decal spoiler tank RH E black	1
			DJ010147	Decal spoiler tank LH ebony black	1
32	36DK0164	Kit Fender Decal Eb. Bl. R.	DK010243	Decal fender RH ebony black	1
			DK010242	Decal fender LH ebony black	1
33	36DK0183	Kit Seat cowl Dcl Eb.bl.Blu.	DK010267	Decal cowl seat lower RH E b-blue	1
			DH010421	Decal cowl seat upper RH E b-blue	1
			DK010266	Decal cowl seat lower LH E b-blue	1
			DH010420	Decal cowl seat upper LH E b-blue	1
34	36DK0179	Kit Belly Pan Decal Eb.bl.Blu.	DK010271	Decal belly pan RH E black-blue	1
			DK010270	Decal belly pan LH E black-blue	1
35	36DK0182	Kit Tank Decal Eb. blk. Blue	DJ010154	Decal tank RH ebony black-blue	1
			DJ010153	Decal tank LH ebony black-blue	1
36	36DK0181	Kit Tank Flap Dcl Eb. blk. Bl.	DJ010156	Decal spoiler tank RH E b-blue	1
			DJ010155	Decal spoiler tank LH E b-blue	1
37	36DK0178	Kit Fender Decal Eb. bl. Blu.	DK010269	Decal fender RH ebony black-blue	1
			DK010268	Decal fender LH ebony black-blue	1
38	36DH4192	Kit Seat cowl Decal Vol. Red	DK010254	Decal cowl seat lower RH M V red	1
			DH010394	Decal cowl seat upper RH M V red	1
			DK010253	Decal cowl seat lower LH M V red	1
			DH010393	Decal cowl seat upper LH M V red	1
39	36DK0169	Belly Pan Decal Kit Vol. Red	DK010259	Decal belly pan RH matte V red	1
			DK010258	Decal belly pan LH matte V red	1
40	36DJ4095	Tank Decal Kit Vol. Red	DJ010144	Decal tank RH matte volcanic red	1
			DJ010143	Decal tank LH matte volcanic red	1
41	36DJ4094	Tank Flap Decal Kit Vol. Red	DJ010142	Decal spoiler tank RH M V red	1
			DJ010141	Decal spoiler tank LH M V red	1
42	36DK0168	Fender Decal Kit Vol. Red	DK010256	Decal fender RH matte V red	1
			DK010255	Decal fender LH matte V red	1

Kit List

Sr No	Kit Part No.	Kit Description	Consisting of Following Parts		
			Part No.	Description	Qty/Kit
43	36DH4188	Set Primary Driver & Driven	DH102387	Housing assembly clutch	1
			DH101628	Gear primary drive	1

Kit List

Sr No	Kit Part No.	Kit Description	Consisting of Following Parts		
			Part No.	Description	Qty/Kit

Parts Index



Part Number	Figure No.	Page No.
22 1504 51	19	54
30 1010 61	21	16
30 1410 31	12	54
30 1410 31	22	54
30 1510 82	12	68
30 1611 57	2	58
30 1810 44	16	82
30 1910 17	13	78
30 1910 48	14	104
30 2010 64	21	104
30 2110 05	19	98
30 2110 05	15	102
31 1011 06	16	26
31 1011 73	4	14
31 1210 06	9	12
31 1610 18	12	86
31 2010 79	2	74
33 1410 08	3	4
36 0010 52	6	116
36 0010 55	8	116
36 0010 56	23	118
36 0010 58	2	116
36 0010 60	18	118
36 0010 61	1	116
36 0010 62	9	116
36 3140 04	10	116
36 DH10 06	9	30

Part Number	Figure No.	Page No.
36 DH10 07	10	30
36 DH16 01	23	86
36 DH40 19	13	14
36 DH40 29	11	116
36 DH40 30	3	10
36 DH40 48	1	64
36 DH40 52	4	116
36 DH40 61	3	116
36 DH40 71	12	116
36 DH40 72	13	118
36 DH40 96	10	102
36 DH41 02	4	12
36 DH41 03	6	12
36 DH41 16	5	32
36 DH41 17	2	32
36 DH41 19	2	36
36 DH41 20	6A	32
36 DH41 22	15	110
36 DH41 36	13	36
36 DH41 42	8	36
36 DH41 51	1	26
36 DH41 52	2	24
36 DH41 54	4	68
36 DH41 55	11	110
36 DH41 56	12	110
36 DH41 57	13	110
36 DH41 58	14	110

Parts Index



Part Number	Figure No.	Page No.
36 DH41 59	15	110
36 DH41 60	16	110
36 DH41 61	17	110
36 DH41 63	11	110
36 DH41 64	12	110
36 DH41 65	13	110
36 DH41 66	14	110
36 DH41 67	15	110
36 DH41 68	16	110
36 DH41 69	17	110
36 DH41 72	11	72
36 DH41 73	12	72
36 DH41 74	3	72
36 DH41 75	4	72
36 DH41 76	6	72
36 DH41 77	5	72
36 DH41 78	7	72
36 DH41 79	8	72
36 DH41 80	9	72
36 DH41 81	10	72
36 DH41 82	13	72
36 DH41 83	14	72
36 DH41 84	15	72
36 DH41 88	9	14
36 DH41 88	5	32
36 DH41 91	14	114
36 DH41 92	14	114

Part Number	Figure No.	Page No.
36 DJ40 75	4	108
36 DJ40 76	11	110
36 DJ40 82	1	28
36 DJ40 88	12	94
36 DJ40 92	13	114
36 DJ40 93	11	114
36 DJ40 94	13	114
36 DJ40 95	11	114
36 DK00 09	6	38
36 DK00 13	6	54
36 DK00 13	15	54
36 DK00 45	5	116
36 DK00 65	9	66
36 DK00 66	10	66
36 DK00 67	24	70
36 DK00 68	25	70
36 DK00 69	12	70
36 DK00 70	13	70
36 DK00 71	15	70
36 DK01 37	13	110
36 DK01 38	14	110
36 DK01 64	12	114
36 DK01 65	15	114
36 DK01 68	12	114
36 DK01 69	15	114
36 DK01 71	16	114
36 DK01 78	12	114

Parts Index

Part Number	Figure No.	Page No.
36 DK01 79	15	114
36 DK01 81	13	114
36 DK01 82	11	114
36 DK01 83	14	114
36 DK01 86	2	76
36 DK01 87	3	76
36 DS10 01	1	6
36 DS10 02	7	8
36 DU19 01	12	78
36 JF00 15	9	66
36 JF00 16	10	66
36 JF00 17	11	66
36 JF00 18	1	64
36 JG00 11	5	48
36 JG00 87	10	116
36 JL01 81	6	116
36 PD00 56	11	102
37 0043 52	16	118
37 0043 53	17	118
37 2240 18	19	118
37 2540 39	24	118
39 0292 15	8	54
39 0296 15	11	94
39 0326 15	14	56
39 0422 15	10	58
39 0711 11	7	56
39 0714 11	17	52

Part Number	Figure No.	Page No.
39 0740 11	5	84
39 0784 08	21	54
39 0787 08	3	58
39 0798 15	8	56
39 0963 15	18	54
39 0999 06	11	28
39 0999 06	5	30
39 1041 19	4	28
39 1069 01	7	54
39 1075 04	9	2
39 1180 11	27	80
39 1184 15	11	78
39 1224 11	13	52
39 1225 15	4	100
39 1507 11	3	104
39 1524 01	14	98
39 1551 04	23	104
39 1556 04	5	86
39 1608 04	10	94
39 1620 11	9	18
39 1660 05	2	6
39 1672 04	3	18
39 1672 04	6	56
39 1673 04	10	10
39 1674 04	11	18
39 1674 04	2	34
39 1677 04	20	26

Parts Index

Part Number	Figure No.	Page No.
39 1680 04	10	56
39 1680 04	25	80
39 1680 04	15	104
39 1681 04	7	94
39 1686 06	8	18
39 1686 06	4	34
39 1714 04	9	54
39 1778 02	2	90
39 1780 01	11	36
39 1829 12	3	52
39 1845 04	11	24
39 1907 01	8	98
39 1907 01	5	102
39 1931 20	6	14
39 1943 04	3	86
39 1943 04	8	86
39 1944 04	10	44
39 1944 04	18	44
39 1955 04	7	88
39 1967 04	10	50
39 1970 15	5	50
39 1972 15	6	102
39 1990 20	20	28
39 1997 15	14	52
39 1998 19	11	22
39 2038 04	17	68
39 2060 04	12	58

Part Number	Figure No.	Page No.
39 2121 04	2	66
39 2141 24	5	98
39 2152 20	5	18
39 2157 04	7	50
39 2158 11	2	16
39 2159 11	13	16
39 2160 11	9	16
39 2165 11	3	14
39 2180 06	8	24
39 2181 06	2	12
39 2181 06	19	26
39 2188 19	4	26
39 2190 19	11	26
39 2194 21	6	34
39 2199 08	17	14
39 2200 11	14	32
39 2203 07	8	14
39 2208 04	4	104
39 2285 01	14	46
39 2295 15	5	38
39 2310 04	13	50
39 2310 04	3	70
39 2312 04	4	50
39 2366 15	16	52
39 2383 15	17	22
39 2391 21	3	2
39 2412 04	8	50

Parts Index

Part Number	Figure No.	Page No.
39 2424 11	4	86
39 2427 04	23	80
39 2440 11	9	8
39 2443 11	18	28
39 2448 11	24	26
39 2451 11	3	102
39 2453 04	6	22
39 2475 04	26	104
39 2481 04	5	70
39 2492 11	14	38
39 2532 04	8	2
39 2557 17	7	18
39 2583 20	6	24
39 2592 01	4	102
39 2601 20	9	24
39 2603 20	7	26
39 2606 07	7	20
39 2608 01	9	6
39 2647 15	6	2
39 2669 21	12	10
52 DH01 69	1	34
52 DH13 17	1	30
52 DH15 21	1	108
52 DH15 27	2	108
52 DH15 29	3	108
52 DH15 31	4	108
52 DH15 35	6	108

Part Number	Figure No.	Page No.
52 DH18 75	1	108
52 DH18 76	7	108
52 DH18 77	8	108
52 DH18 83	6	108
52 DH18 85	2	108
52 DH18 86	3	108
52 DH20 00	5	108
52 DH20 03	7	108
52 DH20 04	8	108
52 DH20 08	5	108
52 DH20 10	7	108
52 DH20 11	8	108
52 DH20 12	1	108
52 DH20 14	6	108
52 DH20 16	2	108
52 DH20 17	3	108
52 DH24 98	6	112
52 DH24 99	6	112
52 DH25 86	6	112
52 DJ14 37	7	112
52 DJ14 38	8	112
52 DJ14 39	10	114
52 DJ14 40	9	114
52 DJ14 42	5	112
52 DJ14 43	1	112
52 DJ14 44	7	112
52 DJ14 45	8	112

Parts Index

Part Number	Figure No.	Page No.
52 DJ14 46	10	114
52 DJ14 47	9	114
52 DJ14 49	5	112
52 DJ14 53	1	112
52 DJ14 54	2	112
52 DJ14 54	2	112
52 DJ14 54	2	112
52 DJ14 55	3	112
52 DJ14 55	3	112
52 DJ14 55	3	112
52 DJ14 97	1	112
52 DJ14 98	7	112
52 DJ14 99	8	112
52 DJ15 00	9	114
52 DJ15 01	10	114
52 DJ15 02	5	112
52 DJ15 18	1	112
52 DJ15 51	1	112
52 DJ15 52	1	112
52 JN01 36	2	2
56 DH04 7T	4	108
56 DJ04 A7	4	112
56 DJ04 X3	4	112
56 DJ04 X3	4	112
56 DJ05 7T	5	108
56 DJ3X 1Y	1	54
56 DJ3Y 1Y	2	54

Part Number	Figure No.	Page No.
56 DJ3Z 1Y	6	30
56 DJ4E 1Y	13	46
56 DK31 Y9	2	78
56 DK32 Y9	3	78
56 DK33 Y9	1	78
56 DK33 Y9	17	82
59 0200 01	11	86
59 0400 17	14	50
59 0400 40	3	56
59 0400 41	11	50
59 0400 43	6	50
59 0500 08	3	24
59 0500 08	2	26
59 1000 02	1	44
59 2000 06	8	26
59 2000 07	22	26
59 2000 07	9	46
59 2000 27	7	24
59 2000 28	13	18
59 2000 28	9	26
59 2000 29	12	18
59 2100 06	5	26
59 2100 19	4	92
60 1114 20	24	104
60 1114 20	16	76
62 3050 84	22	118
75 6802 36	20	118

Parts Index

Part Number	Figure No.	Page No.
76 0109 36	14	118
76 0109 37	15	118
83 0201 73	7	116
83 0203 34	1	116
83 0204 11	1	116
83 0204 73	5	116
AA 1014 37	24	16
AH 4022 86	13A	104
AK 2010 12	13	104
AP 1010 43	12	30
AP 2010 25	12	104
BA 1220 03	10	84
CL 2010 23	15	98
CS 1011 28	1	10
DD 1010 62	11	10
DD 1110 12	15	44
DD 1210 07	3	12
DD 1412 27	4	84
DD 2210 03	4	94
DE 1510 37	6	66
DE 1510 43	7	66
DE 1510 45	8	66
DE 1510 46	4	66
DE 1510 46	20	70
DE 1510 47	5	66
DE 1510 47	21	70
DE 1510 48	3	66

Part Number	Figure No.	Page No.
DE 1910 10	5	64
DE 1910 10	8	70
DE 1910 10	17	72
DE 1910 28	14	64
DE 1910 33	6	64
DE 1910 36	15	64
DF 1611 02	9	58
DF 1810 98	4	98
DG 1010 29	4	8
DG 1013 39	3	74
DG 1014 18	8	28
DG 1014 18	2	30
DG 1014 56	10	26
DG 1014 98	11	2
DG 1110 08	8	44
DG 1210 40	11	42
DG 1510 05	11	62
DG 1510 07	12	62
DG 1510 08	13	62
DG 1510 08	21	68
DG 1510 49	10	62
DG 1611 24	13	38
DG 1710 18	5	52
DG 1710 19	7	52
DG 1710 22	15	52
DG 1710 34	10	52
DG 1710 38	2	52

Parts Index

Part Number	Figure No.	Page No.
DG 1810 03	29	82
DG 1810 04	30	82
DG 1810 08	4	78
DG 1810 08	18	82
DG 1810 45	22	82
DH 1017 19	11	40
DH 0101 85	7	108
DH 0101 86	8	108
DH 0102 09	9	110
DH 0102 10	9	110
DH 0103 54	10	110
DH 0103 55	10	110
DH 1010 06	5	24
DH 1010 18	12	28
DH 1010 64	10	14
DH 1010 66	16	14
DH 1010 67	15	14
DH 1010 72	2	18
DH 1010 78	3	16
DH 1010 79	4	16
DH 1010 80	6	16
DH 1010 82	7	16
DH 1011 08	12	16
DH 1011 10	14	16
DH 1011 11	15	16
DH 1011 41	5	28
DH 1011 42	3	28

Part Number	Figure No.	Page No.
DH 1011 46	3	20
DH 1011 52	6	28
DH 1011 54	13	28
DH 1011 63	16	46
DH 1011 72	7	46
DH 1011 95	11	14
DH 1011 97	2	28
DH 1011 99	6	44
DH 1012 03	12	26
DH 1012 34	18	14
DH 1012 35	5	16
DH 1012 75	23	28
DH 1012 92	9A	30
DH 1012 93	10	30
DH 1012 94	9B	30
DH 1012 95	8	8
DH 1013 19	18	16
DH 1013 36	11	16
DH 1013 55	12	14
DH 1013 59	10	18
DH 1013 73	15	18
DH 1013 79	6	26
DH 1013 80	7	44
DH 1013 81	5	44
DH 1013 82	10	46
DH 1013 83	24	16
DH 1013 83	4	24

Parts Index

Part Number	Figure No.	Page No.
DH 1013 85	5	46
DH 1013 86	4	44
DH 1013 88	7	30
DH 1013 89	6	20
DH 1013 89	14	46
DH 1013 90	26	26
DH 1013 92	8	10
DH 1013 93	7	22
DH 1013 94	10	22
DH 1013 96	2	14
DH 1014 12	5	10
DH 1014 14	7	12
DH 1014 20	14	10
DH 1014 24	6	18
DH 1014 87	10	24
DH 1014 93	4	20
DH 1014 96	9	20
DH 1015 08	4	6
DH 1015 09	5	22
DH 1015 38	4	46
DH 1015 44	17	28
DH 1015 81	4	46
DH 1016 07	9	38
DH 1016 40	19	14
DH 1016 48	13	32
DH 1016 61	15	26
DH 1016 71	5	12

Part Number	Figure No.	Page No.
DH 1017 14	2	22
DH 1017 18	13	26
DH 1019 16	10	2
DH 1019 20	17	16
DH 1020 13	8	16
DH 1020 22	19	16
DH 1020 52	14	18
DH 1020 53	4	18
DH 1021 03	1	2
DH 1021 03	5	6
DH 1021 04	1	18
DH 1021 07	6	6
DH 1021 17	9	28
DH 1021 18	7	6
DH 1021 25	6	10
DH 1021 66	13	30
DH 1021 74	7	4
DH 1021 75	8	4
DH 1021 80	9	4
DH 1021 89	8	20
DH 1021 98	12	32
DH 1022 01	5	2
DH 1022 10	3	32
DH 1022 11	4	32
DH 1022 12	7	32
DH 1022 14	1	32
DH 1022 20	1	14

Parts Index

Part Number	Figure No.	Page No.
DH 1022 30	3	6
DH 1022 74	3	40
DH 1022 76	7	40
DH 1022 77	5	40
DH 1022 81	6	40
DH 1022 85	1	16
DH 1022 92	16	16
DH 1023 29	8	6
DH 1023 49	2	38
DH 1023 50	10	38
DH 1023 54	1	38
DH 1023 60	1	24
DH 1023 60	1	24
DH 1023 63	8	38
DH 1023 68	8	38
DH 1023 86	1	32
DH 1023 89	5	40
DH 1023 90	5	40
DH 1023 98	1	38
DH 1110 13	16	44
DH 1110 15	14	44
DH 1110 16	17	44
DH 1110 81	2	44
DH 1110 83	3	44
DH 1111 14	11	46
DH 1111 17	9	44
DH 1210 10	3	34

Part Number	Figure No.	Page No.
DH 1210 11	15	28
DH 1210 12	16	28
DH 1210 35	5	34
DH 1210 44	10	36
DH 1210 57	5	36
DH 1210 93	12	36
DH 1211 41	4	36
DH 1211 62	7	36
DH 1211 67	9	36
DH 1211 68	3	36
DH 1211 76	15	36
DH 1212 09	1	36
DH 1212 32	1	40
DH 1212 42	1	40
DH 1410 20	13	84
DH 1410 23	6	86
DH 1410 24	11	84
DH 1410 73	10	42
DH 1410 74	12	42
DH 1510 39	7	64
DH 1510 40	17	68
DH 1610 46	4	88
DH 1610 53	17	54
DH 1610 56	20	54
DH 1610 66	7	58
DH 1611 00	25	54
DH 1611 12	8	48

Parts Index

Part Number	Figure No.	Page No.
DH 1611 21	4	58
DH 1611 33	1	86
DH 1611 46	8	58
DH 1611 55	11	54
DH 1611 57	10	54
DH 1611 58	21	86
DH 1611 61	9	50
DH 1611 89	2	50
DH 1611 90	3	50
DH 1612 31	22	86
DH 1612 33	9	88
DH 1612 39	5	58
DH 1612 45	17	50
DH 1612 93	14	102
DH 1613 77	2	96
DH 1614 29	8	42
DH 1614 29	9	104
DH 1616 16	1	48
DH 1710 19	8	52
DH 1710 19	14	62
DH 1710 19	22	68
DH 1810 52	10	98
DH 1811 30	32	80
DH 1811 30	1	84
DH 1910 07	17	78
DH 1910 08	19	78
DH 1910 14	18	78

Part Number	Figure No.	Page No.
DH 1910 17	20	78
DH 1910 60	13A	64
DH 1910 62	15	64
DH 2010 65	13	58
DH 2010 96	18	26
DH 2010 96	11	104
DH 2011 09	5	104
DH 2011 10	5	104
DH 2011 11	5	78
DH 2011 12	6	78
DJ 1010 64	4	38
DJ 1013 12	23	16
DJ 1210 59	14	36
DJ 1210 89	5	4
DJ 1410 08	7	86
DJ 1410 56	3	84
DJ 1410 61	15	84
DJ 1410 71	15	42
DJ 1410 72	6	42
DJ 1410 72	14	84
DJ 1410 73	3	42
DJ 1410 74	7	42
DJ 1410 77	16	42
DJ 1510 76	2	64
DJ 1511 37	2	72
DJ 1610 69	1	56
DJ 1610 72	9	102

Parts Index

Part Number	Figure No.	Page No.
DJ 1610 79	8	94
DJ 1610 80	9	94
DJ 1611 22	5	54
DJ 1611 26	14	54
DJ 1611 27	16	54
DJ 1611 28	3	54
DJ 1611 29	4	54
DJ 1611 86	24	54
DJ 1612 28	11	30
DJ 1612 29	23	38
DJ 1612 78	7	38
DJ 1612 85	18	54
DJ 1613 27	18	104
DJ 1614 33	16A	50
DJ 1614 40	26	38
DJ 1614 41	10	48
DJ 1614 50	12A	102
DJ 1710 39	3	82
DJ 1710 44	11	52
DJ 1810 29	19	98
DJ 1810 33	3	98
DJ 1810 37	7	98
DJ 1810 64	17	98
DJ 1810 65	12	98
DJ 1810 69	9	98
DJ 1811 19	3	90
DJ 1811 20	2	98

Part Number	Figure No.	Page No.
DJ 1811 30	13	98
DJ 1910 27	6	64
DJ 1910 28	7	64
DJ 1910 29	8	64
DJ 1910 30	9	64
DJ 1910 31	10	64
DJ 1910 34	13	64
DJ 1910 35	14	64
DJ 1910 56	11	64
DJ 1910 57	3	64
DJ 1910 61	1	92
DJ 1910 81	8	78
DJ 1910 82	7	78
DJ 1910 83	9	78
DJ 1910 85	1	90
DJ 1910 86	1A	90
DJ 2010 72	16	98
DJ 2010 72	7	102
DJ 2011 08	16	64
DJ 2011 09	12	64
DJ 2011 37	4	90
DJ 2012 02	11	44
DJ 2012 06	2	100
DJ 2012 07	1	100
DJ 2012 46	14	78
DJ 2012 53	2	74
DJ 2012 53	6	104

Parts Index

Part Number	Figure No.	Page No.
DJ 2210 03	33	80
DJ 2210 04	26	80
DJ 2210 19	1	106
DJ 2210 20	1A	94
DJ 2210 21	1	94
DK 0102 44	16	114
DK 0102 61	18	110
DK 0102 61	17	114
DK 0102 72	16	114
DK 0102 79	19	110
DK 0102 79	18	114
DK 1010 63	1	12
DK 1010 72	11	32
DK 1010 97	21	26
DK 1011 44	10	16
DK 1011 59	1	20
DK 1011 60	2	20
DK 1011 76	6	46
DK 1011 77	16	22
DK 1011 80	13	22
DK 1011 82	4	22
DK 1011 85	14	22
DK 1011 85	5	74
DK 1011 86	15	22
DK 1011 86	4	74
DK 1011 87	12	22
DK 1011 87	6	74

Part Number	Figure No.	Page No.
DK 1012 45	20	16
DK 1012 51	7	28
DK 1012 53	9	22
DK 1013 26	6	8
DK 1013 52	21	16
DK 1013 80	17	26
DK 1014 80	14	14
DK 1014 80	14	28
DK 1015 74	8	32
DK 1015 77	25	26
DK 1015 92	8	12
DK 1015 95	1	46
DK 1015 96	15	46
DK 1016 05	2	46
DK 1016 10	15	38
DK 1016 36	22	28
DK 1017 22	1	22
DK 1017 22	3	22
DK 1017 25	8	22
DK 1017 32	5	20
DK 1017 33	18	22
DK 1017 38	19	28
DK 1017 48	1	8
DK 1017 51	2	8
DK 1017 55	3	8
DK 1018 86	3	26
DK 1110 84	2	44

Parts Index

Part Number	Figure No.	Page No.
DK 1210 91	6	4
DK 1410 15	18	86
DK 1410 17	17	86
DK 1510 09	2	68
DK 1510 12	6	68
DK 1510 13	7	68
DK 1510 14	23	68
DK 1510 14	26	68
DK 1510 15	11	68
DK 1510 22	14	68
DK 1510 24	16	68
DK 1510 26	5	60
DK 1510 27	9	62
DK 1510 28	8	62
DK 1510 31	11	70
DK 1510 31	1	72
DK 1510 33	1	70
DK 1510 34	2	70
DK 1510 36	5	68
DK 1510 39	2	60
DK 1510 40	4	60
DK 1510 41	19	70
DK 1510 45	10	70
DK 1510 50	3	60
DK 1510 50	1	68
DK 1510 63	6	70
DK 1510 69	4	64

Part Number	Figure No.	Page No.
DK 1510 69	7	70
DK 1510 69	16	72
DK 1510 76	16	70
DK 1510 77	17	70
DK 1510 78	14	70
DK 1510 81	19	68
DK 1510 82	20	68
DK 1510 83	18	70
DK 1510 84	9	70
DK 1510 85	22	70
DK 1510 88	23	70
DK 1510 95	2	62
DK 1510 96	9	62
DK 1510 97	16	68
DK 1511 09	9	62
DK 1511 11	1	76
DK 1610 85	9	56
DK 1610 96	1	50
DK 1610 98	2	56
DK 1611 22	1	58
DK 1611 23	9	86
DK 1611 24	10	86
DK 1611 53	2	102
DK 1611 61	12	50
DK 1611 63	22	104
DK 1611 64	5	100
DK 1611 71	19	86

Parts Index

Part Number	Figure No.	Page No.
DK 1611 72	20	86
DK 1611 76	3	94
DK 1611 98	11	56
DK 1612 09	5	90
DK 1612 17	5	94
DK 1612 18	6	94
DK 1612 50	1	96
DK 1613 38	5	56
DK 1614 15	15	50
DK 1614 16	16	50
DK 1614 22	10	88
DK 1614 36	7	76
DK 1614 43	16	38
DK 1614 44	17	38
DK 1614 47	18	38
DK 1710 03	9	52
DK 1710 06	6	52
DK 1710 11	4	52
DK 1710 14	1	52
DK 1810 06	7	82
DK 1810 07	6	82
DK 1810 09	28	82
DK 1810 10	8	82
DK 1810 11	10	82
DK 1810 17	27	82
DK 1810 18	15	82
DK 1810 20	26	82

Part Number	Figure No.	Page No.
DK 1810 21	2	82
DK 1810 22	12	82
DK 1810 23	13	82
DK 1810 24	23	82
DK 1810 28	25	82
DK 1810 36	29	80
DK 1810 43	22	80
DK 1810 46	30	80
DK 1810 47	31	80
DK 1810 48	12	84
DK 1810 50	7	48
DK 1810 51	2	48
DK 1810 73	11	82
DK 1810 75	3	48
DK 1810 76	4	48
DK 1810 79	28	80
DK 1810 87	1	82
DK 1810 90	4	82
DK 1810 91	5	82
DK 1810 92	9	82
DK 1810 93	14	82
DK 1811 07	14	76
DK 1910 12	1	74
DK 1910 13	7	74
DK 1910 14	7	104
DK 1910 42	1	74
DK 2010 03	1	102

Parts Index

Part Number	Figure No.	Page No.
DK 2010 37	1	104
DK 2010 38	2	104
DK 2010 65	6	84
DK 2010 78	10	104
DK 2011 61	6	84
DK 2011 64	19	62
DK 2011 64	27	68
DK 2110 07	2	88
DK 2110 08	6	88
DK 2110 09	3	88
DK 2110 12	1	88
DK 2110 14	5	88
DK 2210 24	2	106
DK 9900 00	5	26
DL 1810 10	6	98
DL 1910 14	10	78
DP 1810 40	25	38
DP 1810 41	24	38
DS 1010 71	21	28
DS 1010 84	7	2
DS 1011 54	5	14
DS 1011 66	4	2
DS 1012 34	14	26
DS 1012 34	12	40
DS 1013 53	10	28
DS 1013 53	4	30
DS 1013 53	12	46

Part Number	Figure No.	Page No.
DS 1510 73	10	68
DS 1611 25	4	56
DS 1612 24	2	40
DS 1910 52	21	80
DS 2110 04	8	88
DT 1310 17	15	62
DT 1318 75	13	76
DT 1814 33	15	56
DT 4022 27	13B	104
DT 5612 05	5	22
DV 1010 42	3	30
DV 1010 48	22	16
GH 2010 12	3	100
GL 1138 11	9	76
GL 1138 12	8	76
GL 1710 36	5	42
JA 5812 33	6	36
JB 4014 02	24	80
JB 5910 59	12	38
JB 5910 68	11	38
JC 1010 34	9	10
JC 1010 35	7	10
JC 1010 85	13	10
JC 1010 85	9	32
JC 1010 86	15	10
JC 1011 12	3	46
JC 1011 14	17	46

Parts Index

Part Number	Figure No.	Page No.
JC 1011 15	8	46
JC 1011 45	8	46
JC 1110 22	12	44
JC 1110 23	13	44
JC 1110 28	3	44
JC 1410 15	14	86
JC 1410 16	5	76
JC 1410 16	16	86
JC 1410 17	15	86
JC 1410 28	9	84
JC 1410 34	17	84
JC 1410 55	16	84
JC 1510 13	1	60
JC 1510 13	1	62
JC 1510 16	8	68
JC 1510 20	3	62
JC 1610 17	6	58
JC 1810 20	24	82
JC 1810 22	20	82
JC 1810 23	19	82
JC 1810 24	21	82
JC 1810 26	12	102
JC 1910 04	3	92
JC 2010 27	16	104
JC 2010 39	11	58
JC 2010 43	2	92
JC 2010 46	6	62

Part Number	Figure No.	Page No.
JD 1138 14	11	4
JD 1138 15	12	4
JD 1318 11	10	62
JD 1716 02	3	84
JD 4014 00	6	78
JD 4022 17	25	104
JE 5412 12	8	30
JE 5810 68	4	40
JF 1318 06	1	66
JF 1318 71	17	76
JF 4014 00	5	78
JF 4018 03	8	104
JG 1312 17	10	68
JG 1312 19	15	68
JG 1312 20	7	44
JG 1312 20	17	62
JG 1312 20	25	68
JG 1710 29	4	42
JG 1812 55	15	76
JG 4018 08	20	104
JG 4020 05	19	76
JG 4022 28	13C	104
JG 5514 43	10	32
JH 1318 55	11	64
JH 1318 84	18	62
JH 1710 17	7	84
JH 1710 48	17	42

Parts Index

Part Number	Figure No.	Page No.
JL 1138 41	9	48
JL 1711 01	19	42
JL 1711 02	18	42
JL 4020 04	17	104
JL 5810 65	4	4
JL 5810 66	2	4
JM 1710 04	12	52
JP 1710 51	6	76
JP 4022 21	18	76
JP 5810 18	8	40
JR 1318 29	2	72
JU 1318 02	24	68
JU 5112 14	5	8
JW 1318 07	6	66
JW 1318 10	12	66
JW 1710 07	2	86
JW 1710 07	13	86
JW 4010 11	8	102
JW 5910 28	3	38
JY 1710 69	13	42
JY 1710 70	2	42
JY 1710 77	1	42
JY 1718 25	9	42
JY 5810 28	9	40
JZ 1813 20	13	40
KA AA08 18	3	56
KA AD05 20	7	34

Part Number	Figure No.	Page No.
KA AD06 12	11	88
KA BA08 18	3	56
KA CA05 16	2	84
KA DA06 10	11	48
KA DA08 14	2	94
KA DD06 08	19	104
KA DD06 10	23	104
KA DD06 12	6	56
KA DD06 20	10	56
KA DD06 25	16	78
KA DD06 25	11	98
KA DD06 25	13	102
KA DF06 10	19	104
KA DF06 20	4	76
KA DF06 30	13	4
KA DF08 25	13	50
KA DF08 A0	18	50
KA DS05 16	12	58
KA DT06 14	20	62
KA DT06 14	28	68
KA DT06 16	18	44
KA EA06 12	3	70
KA ED06 10	12	76
KA ED06 20	10	10
KA ED06 25	24	28
KA ED06 25	2	34
KA ED06 35	9	2

Parts Index

Part Number	Figure No.	Page No.	Part Number	Figure No.	Page No.
KA ED06 35	14	30	KJ AB10 19	23	26
KA ED08 20	4	104	KJ AC18 24	8A	6
KA EF06 08	11	76	KM AA08 00	6	48
KA EG06 14	10	4	KP AF60 04	6	24
KB BA04 08	4	62	KP BC62 02	7	62
KB BA04 16	4	102	KP BC62 02	13	68
KB BA05 30	13	98	KP BC63 02	18	68
KB BC05 12	12	56	LA C000 20	23	80
KB CA04 16	8	34	LA C000 59	4	78
KB RA42 13	19	38	LA C001 51	2	40
KB RA42 13	2	90	LA C001 51	10	46
KB RA42 13	4	98	LA D000 77	4	70
KB UA05 12	21	38	LA E000 18	10	28
KB UA05 14	10	40	LA E000 18	4	30
KB UF05 16	8	98	LA E000 21	25	80
KB UF05 16	5	102	LB U000 12	15	78
KC AA06 05	10	76	LC A000 10	11	94
KC GA05 05	8	84	LC B000 04	9	68
KC GF06 06	14	4	LC B000 05	9	68
KD AA05 10	13	56	LC H000 01	10	58
KD AA08 16	23	54	LC L000 01	4	100
KD AE04 08	20	38	LD B000 21	3	104
KD BA05 12	22	38	NA	20	118
KD DB04 08	5	62	NA	21	118
KH AA25 20	21	54	PA 2328 06	9	102
KH AA32 25	13	54	PD 1318 24	1	66
KH AA32 25	3	58	PD 1318 35	16	62

Parts Index

Part Number	Figure No.	Page No.	Part Number	Figure No.	Page No.
PD 1318 53	1	66			
PD 1716 16	14	42			
PD 5112 24	2	10			
PD 5112 29	4	10			
PD 5310 29	7	14			
PD 5412 74	6	44			
PD 5514 33	6	32			
PD 5822 00	1	4			
PF 1312 20	3	68			
YD H190 01	1	98			
YD H190 02	6	90			
YD H230 01	6A	90			
YD K080 01	6A	90			